

siee

Sistema de Información Económica-Energética

Sistema de Información Económica Energética

Energy Economic Information System

Versión N° 18
Quito, noviembre 2007

Energía en Cifras Energy Statistics

olade
Organización Latinoamericana de Energía

PRESENTACIÓN

La Organización Latinoamericana de Energía presenta las cifras más relevantes del sector energético de los 26 países miembros de América Latina y el Caribe.

Además pone a disposición de la comunidad más de 33 años de series históricas de información estadística energética de la región, accesible por medio de su sistema de Información Económica Energética (SIEE), publicado en nuestra página de Internet www.olade.org

PRESENTATION

The Latin American Energy Organization presents significant data on the Energy Sector of the 26 member countries of Latin America and Caribbean.

In addition, it makes available to the community more than 33 year of an historical series of energy statistical information of the region, accessible from its Energy Economic Information System as published in our Internet website, www.olade.org

TABLA DE CONVERSIONES PARA UNIDADES ENERGÉTICAS / CONVERSION TABLE FOR ENERGY UNITS

	Bep Boe	Tep Toe	Tec Tce	Tcal	TJ	10 ⁻³ Btu	MWh	kg GLP kg LPG	m ³ Gas Nat m ³ Nat. Gas	pc. Gas Nat. cf Nat. Gas
Bep / Boe	1	0,13878	0,1982593	0,00139	0,00581	5524,86	1,61394	131,0616	167,207304	5917,15976
Tep / Toe	7,205649	1	1,4285868	0,01	0,04184	39810,22	11,62952	944,3839	1204,83714	42636,9763
Tec / Tce	5,04390	0,6999925	1	0,007	0,0292877	27866,85	8,14057	661,0616	843,376919	29845,5621
Tcal	720,56490	100	142,85868	1	4,184	39810,22	1162,9520	94438,388	120483,714	4263697,6
TJ	172,21914	23,900574	34,144044	0,2390057	1	951487	277,95214	22571,316	28796,2988	1019048,19
10 ³ BTU	0,00018	2,51E-05	3,59E-05	2,51E-07	1,05E-06	1	0,00029	0,02372	0,030265	1,07101
MWh	0,61960	0,08599	0,1228	0,00086	0,0036	3423,2	1	81,20577	103,6016	3666,27219
kg GLP kg LPG	0,00763	0,00106	0,001513	1,06E-05	4,43E-05	42,154696	0,0123144	1	1,27579173	45,147929
m ³ Gas Nat. m ³ Nat. Gas	0,00598	0,00083	0,001186	8,30E-06	3,47E-05	33,041989	0,0096524	0,783827	1	35,3881657
pc Gas Nat. cf Nat. Gas	0,00017	2,35E-05	3,35E-05	2,35E-07	9,81E-07	0,9337017	0,0002728	0,0221494	0,02825803	1

• 1 bbl GLP = 0.6701 Bep • 1 bbl GLP= 0.15898 m³= 5.6143 pc • 1 m³ GLP= 552.4 kg • 1 pc= 0.028317 m³
 • 1 bbl LPG = 0.6701 Boe • 1 bbl LPG= 0.15898 m³= 5.6143 cf • 1 m³ LPG= 552.4 kg • 1 cf= 0.028317 m³

ABREVIATURAS / ABBREVIATIONS

bbl	barril / barrel
kbb/d	miles barriles por día / thousand barrels per day
Mbbl	millones de barriles / million of barrels
Bep	Barril equivalente de petróleo
Boe	Barrel oil equivalent
Btu	British thermal unit
GW	Gigavatio / Gigawatt
GWh	Gigavatio-hora / Gigawatt-hour
Habi inhab	Habitantes / inhabitants
kg	kilogramo / kilogram
kWh	kilovatio-hora / kilowatt-hour
GLP	Gas Licuado de Petróleo
LPG	Liquified Petroleum Gas
m ³	Metro cúbico / Cubic meter
Mm ³	Millon de metros cúbicos
Gm ³	Giga metro cúbico / Giga cubic meter
MW	Megavatio / Mega watt
MWh	Megavatio-hora / Megawatt-hour
TWh	Teravatio-hora / Terawatt-hour
n/d - n/a	no disponible / not available
pc / cf	Pie cúbico / Cubic foot
Tcal	Teracalorías / Teracalories
Tec	Tonelada equivalente de carbón
Tce	Tonne of coal equivalent
Tep	Tonelada equivalente de petróleo
Toe	Tonne oil equivalent
TJ	Terajoule
ton	tonelada métrica / metric ton
Gton	Giga tonelada / Giga tonne
PIB / GDP	Producto Interno Bruto / Gross Domestic Product
USD	Dólares de Estados Unidos / United States Dollar
CO ₂ / CO ₂	Dióxido de Carbono / Carbón Dioxide
CO / CO	Monóxido de Carbono / Carbón Oxide
NOx / NOx	Óxidos de Nitrógeno / Nitrogen Oxides
SOx / SOx	Óxidos de Azufre / Sulphur Oxides
HC / HC	Hidrocarburos / Hydrocarbons
Gg / Gg	Gigagramos / Gigagram
AL&C / LA&C	América Latina y el Caribe Latin America and the Caribbean
MDL / CDM	Mecanismo de Desarrollo Limpio Clean Development Mechanism
Prelim / Prelim	Datos preliminares / Preliminary data

FUENTES

Cifras de América Latina y el Caribe:

OLADE, Sistema de Información Económica-Energética (SIEE), con base en la información proporcionada por los países miembros

Cifras de otras regiones del mundo:

British Petroleum (BP)
Comisión Económica para América Latina y el Caribe (CEPAL).

SOURCES

Figures for Latin America and the Caribbean:

OLADE, Energy-Economic Information System (SIEE)
based on information provided by the member countries.

Figures for other world regions:

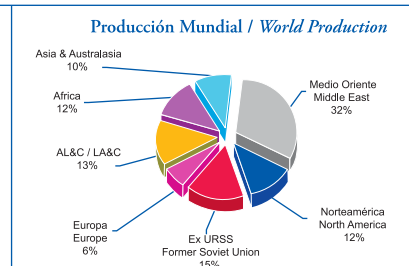
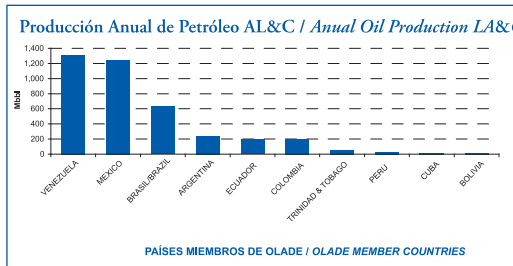
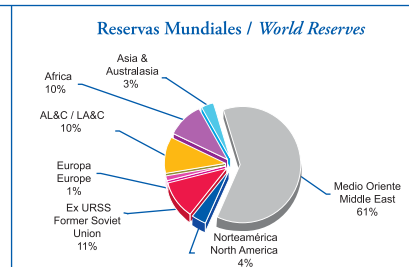
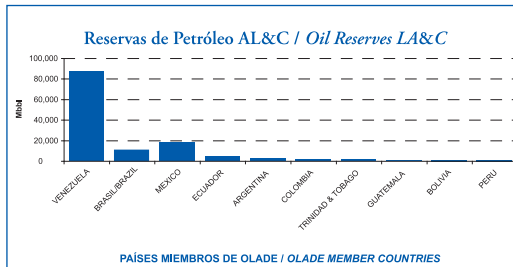
British Petroleum (BP)
Economic Commission for Latin America and the Caribbean (ECLAC)
Intergovernmental Panel on Climate Change (IPCC)

CONTACTO / CONTACT

OLADE
Avenida Mariscal Antonio José de Sucre N58-63 y
Fernández Salvador,
Edificio OLADE- Sector San Carlos
Quito - Ecuador
Tel, / Phones: : (593-2) 2598-122 / 2598-280 / 2598 -597

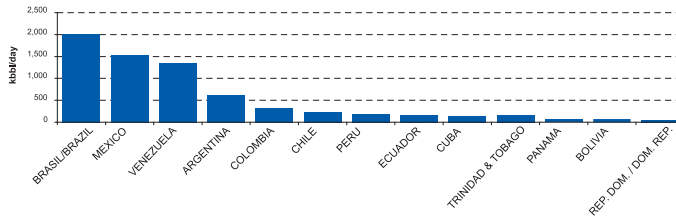
www.olade.org

PAIS / COUNTRY	RESERVAS PROBADAS PROVEN RESERVES	PRODUCCIÓN PRODUCTION	R / P YEARS
	Mbbbl	Mbbbl	
ARGENTINA	2,586.76	240.59	10.75
BARBADOS	1.52	0.37	4.16
BOLIVIA	391.40	14.88	26.30
BRASIL / BRAZIL	18,174.31	630.45	28.83
CHILE	28.94	1.06	27.27
COLOMBIA	1,506.10	193.60	7.78
COSTA RICA	0.00	0.00	
CUBA	53.30	20.87	2.55
ECUADOR	4,464.93	195.65	22.82
EL SALVADOR	0.00	0.00	
GRENADA	0.00	0.00	
GUATEMALA	480.88	5.89	81.60
GUYANA	0.00	0.00	
HAITI	0.00	0.00	
HONDURAS	0.00	0.00	
JAMAICA	0.00	0.00	
MEXICO	10,648.00	1,245.85	8.55
NICARAGUA	0.00	0.00	
PANAMA	0.00	0.00	
PARAGUAY	0.00	0.00	
PERU	354.55	28.31	12.52
REP. DOM. / DOM. REP.	0.00	0.00	
SURINAME	100.54	4.80	20.95
TRINIDAD & TOBAGO	893.70	52.10	17.15
URUGUAY	0.00	0.00	
VENEZUELA	87,035.00	1,311.00	66.39
AL&C / LA&C	126,719.93	3,945.43	32.12
Africa	117,172.03	3,646.24	32.14
Asia & Australasia	40,509.87	2,898.49	13.98
Medio Oriente / Middle East	742,746.96	9,339.99	79.52
Norteamérica / North America	47,014.72	3,656.39	12.86
Ex URSS / Former Soviet Union	128,200.12	4,489.19	28.56
Europa / Europe	16,197.08	1,921.12	8.43
TOTAL	1,218,560.71	29,896.85	40.76



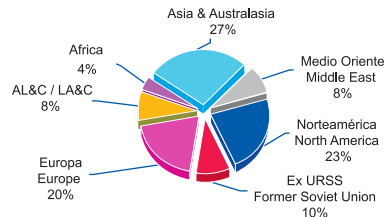
PAIS COUNTRY	CAPACIDAD DE REFINACIÓN REFINING CAPACITY kbbbl/day	EXPORTACIONES EXPORTS Mbbbl	IMPORTACIONES IMPORTS Mbbbl	CONSUMO DE PRODUCTOS DE PETRÓLEO OIL PRODUCTS CONSUMPTION Mbbbl
ARGENTINA	611	25.01	0.56	162.62
BARBADOS	0	0.37	0.00	2.79
BOLIVIA	70	5.13	0.00	16.27
BRASIL / BRAZIL	2,017	134.32	122.14	641.75
CHILE	238	0.00	77.79	88.88
COLOMBIA	319	79.97	2.84	78.02
COSTA RICA	25	0.00	4.85	16.55
CUBA	150	0.00	23.13	35.22
ECUADOR	175	136.65	0.00	64.81
EL SALVADOR	44	0.00	6.22	15.28
GRENADA	0	0.00	0.00	0.64
GUATEMALA	23	5.62	0.00	24.71
GUYANA	0	0.00	0.00	3.82
HAITI	0	0.00	0.00	5.32
HONDURAS	0	0.00	0.00	14.36
JAMAICA	35	0.00	7.48	29.33
MEXICO	1,540	718.35	0.00	624.15
NICARAGUA	20	0.00	5.85	9.44
PANAMA	60	34.80	34.80	16.44
PARAGUAY	8	0.00	0.00	9.38
PERU	195	8.71	36.94	57.47
REP. DOM. / DOM. REP.	52	0.00	14.86	42.23
SURINAME	7	0.69	0.00	4.56
TRINIDAD & TOBAGO	155	29.02	34.16	8.07
URUGUAY	50	0.00	13.53	13.20
VENEZUELA	1,357	885.00	0.00	193.24
AL&C / LA&C	7,149	2,063.63	385.16	2,178.54
Africa	3,336			
Asia & Australasia	23,944			
Medio Oriente / Middle East	7,221			
Norteamérica / North America	19,423			
Ex URSS/Former Soviet Union	8,203			
Europa / Europe	16,968			
TOTAL	86,245			

Capacidad de Refinación AL&C / Refining Capacity LA&C



PAÍSES MIEMBROS DE OLADE / OLADE MEMBER COUNTRIES

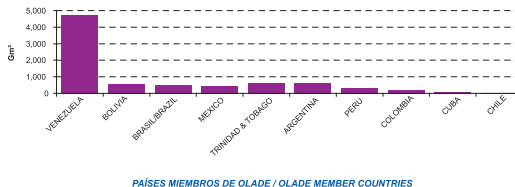
Capacidad Mundial de Refinación
World Refining Capacity



Gas Natural / Natural Gas 2006

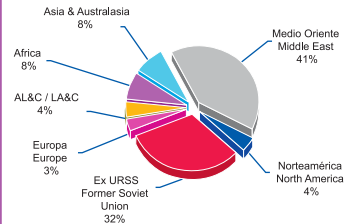
PAIS COUNTRY	RESERVAS PROBADAS PROVEN RESERVES Gm ³	PRODUCCIÓN PRODUCTION Gm ³	R / P Años / Years	CONSUMO CONSUMPTION Gm ³
ARGENTINA	446.16	51.81	8.61	46.65
BARBADOS	0.05	0.03	1.59	0.03
BOLIVIA	616.00	13.43	45.87	2.46
BRASIL / BRAZIL	588.62	17.15	34.31	24.52
CHILE	42.80	2.20	19.46	7.69
COLOMBIA	164.63	8.94	18.41	8.43
COSTA RICA	0.00	0.00		0.00
CUBA	68.66	1.09	63.28	1.09
ECUADOR	3.76	1.52	2.47	0.85
EL SALVADOR	0.00	0.00		0.00
GRENADA	0.00	0.00		0.00
GUATEMALA	0.60	0.00		0.00
GUYANA	0.00	0.00		0.00
HAITI	0.00	0.00		0.00
HONDURAS	0.00	0.00		0.00
JAMAICA	0.00	0.00		0.00
MEXICO	536.81	86.00	6.24	72.36
NICARAGUA	0.00	0.00		0.00
PANAMA	0.00	0.00		0.00
PARAGUAY	0.00	0.00		0.00
PERU	333.18	7.97	41.79	4.00
REP. DOM. / DOM. REP.	0.00	0.00		0.54
SURINAME	0.00	0.00		0.00
TRINIDAD & TOBAGO	526.04	40.13	13.11	15.17
URUGUAY	0.00	0.00		0.12
VENEZUELA	4,708.00	45.60	103.24	38.40
AL&C / LA&C	8,035.31	275.88	29.13	222.31
Africa	14,183.20	180.49	78.58	75.79
Asia & Australasia	14,820.00	377.13	39.30	438.53
Medio Oriente / Middle East	73,471.00	335.87	218.75	289.25
Norteamérica / North America	7,590.00	711.09	10.67	716.28
Ex URSS/Former Soviet Union	58,109.80	779.31	74.57	621.15
Europa / Europe	6,017.46	293.55	20.50	525.17
TOTAL	182,226.77	2,953.33	61.70	2,888.49

Reservas de Gas Natural AL&C/ Natural Gas Reserves LA&C

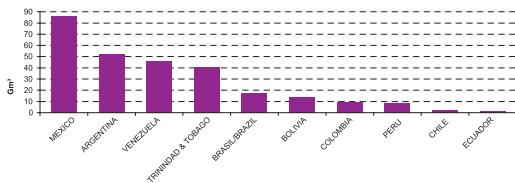


PAÍSES MIEMBROS DE OLADE / OLADE MEMBER COUNTRIES

Reservas Mundiales / World Reserves

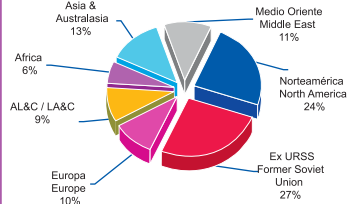


Producción de Gas Natural AL&C / Natural Gas Production LA&C



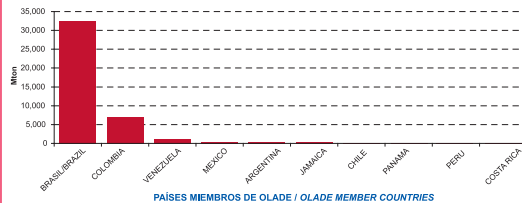
PAÍSES MIEMBROS DE OLADE / OLADE MEMBER COUNTRIES

Producción Mundial / World Production



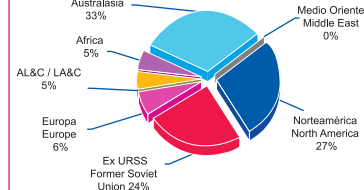
PAIS COUNTRY	RESERVAS PROBADAS PROVEN RESERVES	PRODUCCIÓN PRODUCTION	R / P Años/ Years	CONSUMO CONSUMPTION
	Mton	Mton		Mton
ARGENTINA	423.05	0.05	9,191.24	0.99
BARBADOS	0.00	0.00		0.00
BOLIVIA	0.00	0.00		0.00
BRASIL / BRAZIL	32,330.00	4.75	6,799.60	26.06
CHILE	155.00	0.40	391.45	4.92
COLOMBIA	6,885.24	65.60	104.96	2.64
COSTA RICA	32.80	0.00		0.06
CUBA	0.00	0.00		0.02
ECUADOR	22.00	0.00		0.00
EL SALVADOR	0.00	0.00		0.00
GRENADA	0.00	0.00		0.00
GUATEMALA	0.00	0.00		0.43
GUYANA	0.00	0.00		0.00
HAITI	8.70	0.00		0.00
HONDURAS	0.00	0.00		0.06
JAMAICA	333.00	0.00		0.01
MEXICO	1,211.00	11.49	105.43	18.92
NICARAGUA	0.00	0.00		0.00
PANAMA	119.00	0.00		0.00
PARAGUAY	0.00	0.00		0.00
PERU	49.90	0.05	936.21	1.09
REP. DOM. / DOM. REP.	0.00	0.00		0.70
SURINAME	0.00	0.00		0.00
TRINIDAD & TOBAGO	0.00	0.00		0.00
URUGUAY	0.00	0.00		0.002
VENEZUELA	1,446.62	7.34	197.13	0.05
AL&C / LA&C	43,016.31	89.67	479.71	55.96
Africa	50,355.00	261.59	192.50	154.20
Asia & Australasia	296,889.00	3,511.66	84.54	2,688.19
Medio Oriente / Middle East	419.00	1.05	399.05	13.37
Norteamérica / North America	253,321.00	1,116.57	226.87	903.37
Ex URSS / Former Soviet Union	227,254.00	490.01	463.78	275.86
Europa / Europe	59,841.00	722.35	82.84	553.50
TOTAL	931,095.31	6,192.90	150.35	4,644.45

Reservas de Carbón Mineral AL&C / Coal Reserves LA&C

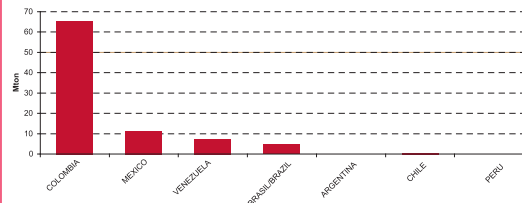


PAÍSES MIEMBROS DE OLADE / OLADE MEMBER COUNTRIES

Reservas Mundiales / World Reserves

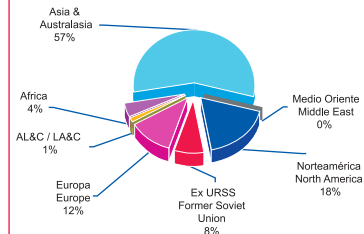


Producción de Carbón Mineral AL&C / Coal Production LA&C



PAÍSES MIEMBROS DE OLADE / OLADE MEMBER COUNTRIES

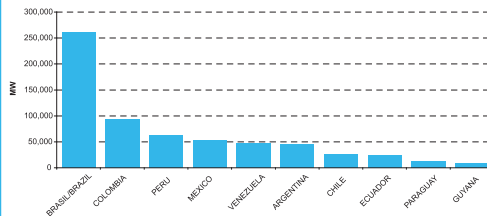
Producción Mundial / World Production



PAÍS COUNTRY	POTENCIAL HIDROELÉCTRICO HYDROPOWER POTENTIAL MW	CAPACIDAD INSTALADA POR TIPO DE PLANTA (MW) INSTALLED CAPACITY BY TYPE OF PLANT (MW)					TOTAL
		HIDRO/ HYDRO	TERMO/ THERMO	NUCLEAR	OTROS/ OTHERS*		
ARGENTINA	44,500	9,852.00	17,288.29	1,018.00	26.62	28,184.91	
BARBADOS	0	0.00	209.50	0.00	0.00	209.50	
BOLIVIA	1,379	484.99	917.88	0.00	0.00	1,402.87	
BRASIL / BRAZIL	260,000	72,013.46	20,934.59	2,007.00	236.85	95,191.90	
CHILE	25,156	4,899.57	8,636.04	0.00	2.00	13,537.61	
COLOMBIA	93,085	8,552.34	4,262.00	0.00	504.40	13,318.74	
COSTA RICA	6,411	1,411.48	449.97	0.00	234.38	2,095.83	
CUBA	650	48.20	5,127.30	0.00	0.50	5,176.00	
ECUADOR	23,745	1,801.49	2,196.29	0.00	0.02	3,997.80	
EL SALVADOR	2,165	460.30	618.90	0.00	151.20	1,230.40	
GRENADA	0	0.00	32.00	0.00	0.00	32.00	
GUATEMALA	5,000	739.10	1,344.70	0.00	29.00	2,112.80	
GUYANA	7,600	0.50	307.50	0.00	0.00	308.00	
HAITI	173	63.00	181.00	0.00	0.00	244.00	
HONDURAS	5,000	504.37	1,069.84	0.00	0.35	1,574.56	
JAMAICA	24	21.59	760.16	0.00	36.00	817.75	
MEXICO	53,000	10,566.00	36,003.76	1,365.00	962.68	48,897.44	
NICARAGUA	1,767	104.63	575.92	0.00	87.50	768.05	
PANAMA	3,282	846.50	620.60	0.00	0.00	1,467.10	
PARAGUAY	12,516	8,110.00	6.10	0.00	0.00	8,116.10	
PERU	61,832	3,214.00	3,442.99	0.00	0.70	6,657.69	
REP. DOM. / DOM. REP.	2,010	469.28	5,078.88	0.00	0.00	5,548.16	
SURINAME	2,420	189.00	200.00	0.00	0.00	389.00	
TRINIDAD & TOBAGO	0	0.00	1,416.00	0.00	0.00	1,416.00	
URUGUAY	1,815	1,538.00	690.00	0.00	0.00	2,228.00	
VENEZUELA	46,000	14,597.00	7,618.40	0.00	0.00	22,215.40	
AL&C / LA&C	659,531	140,486.80	119,988.61	4,390.00	2,272.20	267,137.61	

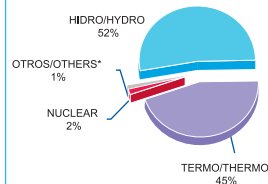
- (*) GEOTERMICA+SOLAR+EOLICA
- (*) GEOTHERMAL + SOLAR + WIND ENERGY

Potencial Hidroeléctrico AL&C / Hydropower Potential LA&C

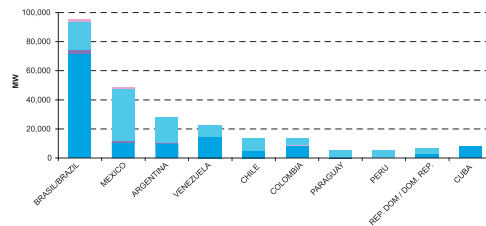


PAÍSES MIEMBROS DE OLADE / OLADE MEMBER COUNTRIES

Capacidad Instalada AL&C Installed Capacity LA&C



Capacidad Instalada para Generación Eléctrica por Tipo de Planta Installed Capacity Growth in LA&C by Type of Plant

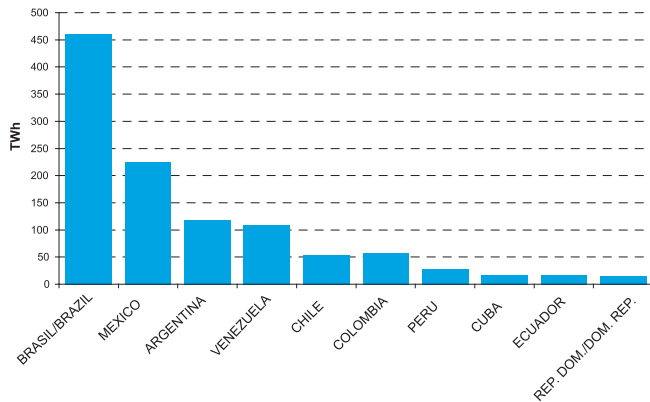


PAÍSES MIEMBROS DE OLADE / OLADE MEMBER COUNTRIES

■ Thermic ■ Others ■ Nuclear ■ Hydro

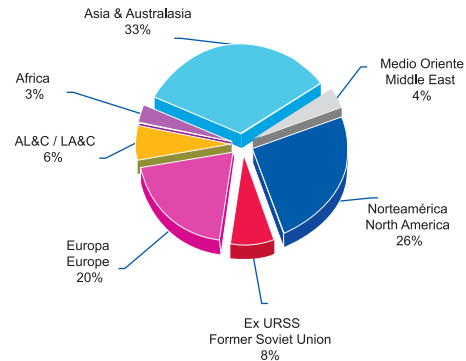
PAIS / COUNTRY	CONSUMO CONSUMPTION TWh
ARGENTINA	118,55
BARBADOS	0,95
BOLIVIA	5,32
BRASIL / BRAZIL	460,50
CHILE	57,61
COLOMBIA	53,06
COSTA RICA	8,72
CUBA	16,47
ECUADOR	16,38
EL SALVADOR	5,60
GRENADA	0,17
GUATEMALA	7,84
GUYANA	0,87
HAITI	0,57
HONDURAS	5,99
JAMAICA	7,47
MEXICO	224,30
NICARAGUA	3,25
PANAMA	5,94
PARAGUAY	8,12
PERU	27,36
REP. DOM. / DOM. REP.	14,15
SURINAME	1,62
TRINIDAD & TOBAGO	6,90
URUGUAY	8,44
VENEZUELA	109,82
AL&C / LA&C	1,175,97
Africa	596,03
Asia & Australasia	6,424,63
Medio Oriente / Middle East	686,42
Norteamérica / North America	4,838,40
Ex URSS/Former Soviet Union	1,447,72
Europa / Europe	3,786,35
TOTAL	18,955,51

Consumo de Electricidad AL&C / *Electricity Consumption LA&C*



PAÍSES MIEMBROS DE OLADE / *OLADE MEMBER COUNTRIES*

Consumo Mundial de Electricidad
World Electricity Consumption



América Latina & el Caribe: Consumo de Energía / Latin America and the Caribbean: Energy Consumption 2006

PAIS / COUNTRY	POBLACIÓN POPULATION	PIB GDP	CONSUMO FINAL DE ENERGÍA FINAL ENERGY CONSUMPTION	PIB PER CÁPITA PER CAPITA GDP	CONSUMO FINAL PER CÁPITA PER CAPITA FINAL CONSUMPTION	INTENSIDAD ENERGÉTICA ENERGY INTENSITY
	10 ³ inhab	10 ⁶ USD	10 ³ Boe	(2)	Boe/inhab	(1) (2)
	(A)	(B)	(C)	(B/A)	(C/A)	(C/B)
ARGENTINA	38,971	340,315,95	361,886,41	8,732,54	9,29	1,06
BARBADOS	270	1,914,03	2,067,76	7,089,00	7,66	1,08
BOLIVIA	9,627	10,193,52	26,613,39	1,058,85	2,76	2,61
BRAZIL / BRAZIL	190,127	764,552,24	1,355,368,32	4,021,27	7,13	1,77
COLOMBIA	46,772	105,573,95	169,013,85	2,257,20	3,61	1,60
COSTA RICA	4,399	21,028,85	24,049,31	4,780,37	5,47	1,14
CUBA	11,240	56,347,54	69,005,45	5,013,13	6,14	1,22
CHILE	16,436	96,533,33	159,150,66	5,873,29	9,68	1,65
ECUADOR	13,408	21,319,73	60,132,19	1,590,08	4,48	2,82
EL SALVADOR	6,991	15,248,18	23,961,46	2,181,12	3,43	1,57
GRENADA	104	476,51	507,01	4,581,83	4,88	1,06
GUATEMALA	13,018	20,968,72	53,938,43	1,610,75	4,14	2,57
GUYANA	752	634,65	5,519,43	843,95	7,34	8,70
HAITI	9,317	3,648,03	17,238,40	391,55	1,85	4,73
HONDURAS	7,518	7,614,79	24,674,87	1,012,87	3,28	3,24
JAMAICA	2,662	8,123,96	28,843,09	3,051,83	10,84	3,55
MEXICO	107,537	665,522,24	800,331,46	6,188,77	7,44	1,20
NICARAGUA	5,594	4,772,22	18,570,15	853,10	3,32	3,89
PANAMA	3,284	15,474,40	22,809,06	4,712,06	6,95	1,47
PARAGUAY	6,365	8,391,03	26,674,34	1,318,31	4,19	3,18
PERU	28,349	70,661,88	86,611,98	2,492,57	3,06	1,23
REP. DOM / DOM. REP.	9,240	31,120,65	36,935,43	3,368,04	4,00	1,19
SURINAME	453	1,067,04	4,495,53	2,355,50	9,92	4,21
TRINIDAD & TOBAGO	1,311	13,800,60	79,014,96	10,526,77	12,77	5,73
URUGUAY	3,478	22,504,08	18,390,02	6,470,41	5,29	0,82
VENEZUELA	27,031	146,638,03	326,320,32	5,424,81	12,07	2,23
T O T A L	564,254	2,454,446,15	3,802,123,27			
REGIONAL AVERAGE				4,349,90	6,74	1,55

(1) Consumo Final de Energía / Producto Interno Bruto / Final Energy Consumption / Gross Domestic Product

(2) Información de 2006(año base 2000) / Information of 2006 (base year 2000)

Precios Internos al Consumidor Final (junio/2006) / Domestic Consumer Prices (june/2006)

PAIS / COUNTRY	MONEDA NACIONAL (M.N.) NATIONAL CURRENCY (N.C.)	PARIDAD M.N./USD EXCHANGE RATE N.C./USD	COMBUSTIBLES (USD/Galón) - DOMESTIC FUELS (USD/Gallon)							ELECTRICIDAD - ELECTRICITY USD cent/kWh			
			GASOLINA REGULAR REGULAR GASOLINE	GASOLINA EXTRA PREMIUM EXTRA PREMIUM GASOLINE	DIESEL OIL	KEROSENE DOMESTICO HOUSEHOLD KEROSENE	JET FUEL	FUEL OIL	GAS L.P. L.P.G. USD/kg	RESIDENCIAL RESIDENTIAL	COMERCIAL COMMERCIAL	INDUSTRIAL	
ARGENTINA	Pesos	3.09	1.65	1.83	2.53	2.07	3.33	1.30	0.41	1.30	9.72	6.30	6.40
BARBADOS	Barbadian Dollar	2.00	2.72	2.72	1.35	1.23	0.41	0.41	1.30	1.30	21.39	22.70	22.40
BOLIVIA	Boliviano	8.06	1.76	2.25	1.75	1.28	1.28	1.31	0.29	0.29	6.72	10.14	4.68
BRASIL / BRAZIL	Real	2.16	4.45	0.00	3.26	1.98	2.25	1.03	1.16	1.16	19.06	16.64	12.37
COLOMBIA	Peso Colombiano	2,542.22	2.27	3.17	1.73	2.94	2.52	1.20	0.43	0.43	9.12	10.95	8.40
COSTA RICA	Colón	512.67	3.72	3.88	2.54	2.86	2.53	1.37	1.17	1.17	8.06	10.46	8.41
CUBA	Peso Cubano	1.00	1.70	2.08	1.89	0.32	2.38	1.30	0.24	0.24	20.61	10.97	8.67
CHILE	Peso Chileno	542.46	4.34	4.43	3.23	3.13	2.45	1.92	1.31	1.31	13.06	13.98	8.53
ECUADOR	Dólar	1.00	1.31	1.68	0.90	0.90	1.16	0.69	0.12	0.12	12.50	11.00	9.66
EL SALVADOR	Dólar	1.00	3.34	3.51	2.82	2.79	3.14	1.65	1.05	1.05	14.34	14.54	14.00
GRENADA	Grenadian Dollar	2.70	2.03	2.03	1.54	1.14	n/d	n/d	0.98	0.98	22.10	23.40	18.80
GUATEMALA	Quetzal	7.62	3.45	3.60	2.72	2.33	2.48	1.18	0.77	0.77	11.79	11.57	11.21
GUYANA	Guyanese Dollar	200.00	2.67	2.60	2.31	1.97	2.91	1.09	1.07	1.07	21.51	25.10	23.25
HAITI	Gourde	39.86	2.08	2.27	1.41	1.27	1.27	0.36	0.41	0.41	7.18	10.59	10.12
HONDURAS	Lempira	18.90	3.36	3.76	2.99	2.28	2.76	2.04	0.92	0.92	7.76	12.84	10.40
JAMAICA	Jamaican Dollar	65.81	3.23	3.40	2.96	2.84	2.90	1.45	0.89	0.89	24.50	23.04	18.69
MEXICO	Nuevo Peso	11.39	2.22	2.59	1.79	1.84	2.32	1.21	0.56	0.56	7.85	19.50	10.06
NICARAGUA	Córdoba de Oro	17.53	3.60	4.00	3.04	3.20	2.56	1.68	0.85	0.85	17.13	21.42	16.61
PANAMA	Balboa	1.00	3.02	3.38	2.50	2.60	2.50	1.48	0.79	0.79	12.71	12.43	10.36
PARAGUAY	Guaraní	5,550.00	3.23	4.32	2.90	1.81	1.55	1.24	1.00	1.00	6.17	6.58	4.14
PERU	Nuevo Sol	3.27	3.58	4.82	3.29	3.54	n/d	1.22	0.48	0.48	12.40	10.02	7.31
REP. DOM / DOM. REP.	Peso Dominicano	32.96	4.06	4.44	3.07	3.22	2.80	1.92	0.96	0.96	0.58	0.38	0.42
SURINAME	Suriname Dollar	2.78	2.25	2.25	1.65	1.45	1.46	0.27	0.77	0.77	18.26	18.48	13.36
TRINIDAD Y TOBAGO	Trinidad Dollar	6.32	1.81	2.01	1.00	1.00	2.35	1.00	0.40	0.40	3.60	3.90	2.80
URUGUAY	Peso Uruguayo	23.86	5.09	5.31	3.60	3.38	3.49	1.66	1.18	1.18	15.61	10.44	6.49
VENEZUELA	Bolivar	2,147.00	0.12	0.19	0.09	0.15	0.18	0.12	0.21	0.21	4.50	4.02	3.17

• 1 barril=42 galones US=158.987 litros / 1 barrel=42 US gallons=158.98 liters

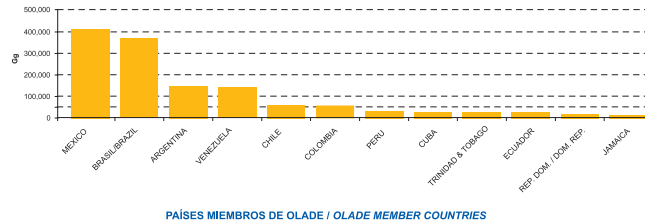
NOTAS: n/d no disponible

NOTES: n/a not available

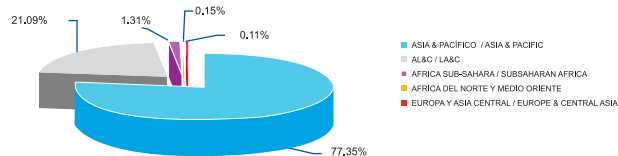
Emissiones / Emissions 2006

PAÍS / COUNTRY	ÓXIDO DE CARBÓN (CO ₂) CARBON DIOXIDE (CO ₂) Gg	MONÓXIDO DE CARBÓN (CO) CARBON MONOXIDE (CO) Gg	HECROCARBUROS HYDROCARBONS (HC) Gg	ÓXIDOS DE NITRÓGENO (NO _x) NITROGEN OXIDE (NO _x) Gg	ANHIDRIDO SULFUROSO (SO ₂) SULFUR ANHYDRIDE (SO ₂) Gg	PARTÍCULAS PARTICULATES Gg
ARGENTINA	148,176.70	1,580.68	481.00	1,149.14	344.08	15.06
BARBADOS	1,181.78	34.26	0.76	6.79	7.17	0.36
BOLIVIA	11,366.79	166.52	138.11	93.66	65.37	1.40
BRASIL / BRAZIL	370,049.37	7,370.73	418.11	2,647.14	831.96	65.92
CHILE	59,958.33	829.49	13.27	377.73	176.56	5.05
COLOMBIA	58,504.21	1,376.84	45.17	380.60	140.72	9.06
COSTA RICA	7,353.97	222.78	11.04	53.76	14.49	0.53
CUBA	28,459.53	221.34	6.67	142.68	225.32	6.13
ECUADOR	27,911.66	696.46	14.95	234.92	86.69	6.55
EL SALVADOR	6,423.67	155.61	21.76	38.99	24.21	0.72
GRENADA	240.44	10.16	0.11	1.26	0.33	0.01
GUATEMALA	11,895.15	318.32	3.96	85.63	46.03	2.38
GUYANA	1,556.16	40.36	0.56	17.43	4.70	0.80
HAITI	2,129.03	77.59	0.43	12.91	2.78	0.42
HONDURAS	6,387.00	132.59	1.64	47.39	28.89	1.34
JAMAICA	12,540.49	200.68	2.88	81.38	85.67	2.03
MEXICO	415,474.44	10,804.28	198.86	3,125.35	1,485.57	72.10
NICARAGUA	4,387.38	78.10	2.05	29.04	24.98	1.58
PANAMA	7,252.57	159.60	1.37	45.41	19.88	0.85
PARAGUAY	3,963.90	84.07	0.95	42.23	2.22	0.06
PERU	31,051.72	552.33	14.40	229.24	136.22	4.30
REP. DOM. / DOM. REP.	19,148.65	354.11	3.67	123.02	87.85	7.67
SURINAME	2,479.25	37.32	1.88	27.52	13.81	1.49
TRINIDAD & TOBAGO	28,261.39	157.01	11.12	164.77	185.89	3.89
URUGUAY	5,749.48	99.03	10.62	49.89	20.25	0.85
VENEZUELA	141,446.16	3,871.83	35.59	813.51	360.34	29.34
AL&C / LA&C	1,413,349.22	29,632.09	1,440.93	10,021.39	4,421.98	239.89

Emissiones de CO₂ AL&C / CO₂ Emissions LA&C



Porcentaje de Emisiones Reducidas por Región (*) / Share of Reduced Emissions per Region (*)



* Proyectos registrados ante la Junta Ejecutiva del MDL hasta octubre 2007 / Registered Projects in the CDM Executive Board until October 2007

FUENTES / SOURCES: UNFCCC, UNEP RISOE (CD4CDM)

www.olade.org

Latin American Energy Organization
Organização Latino-Americana de Energia
Organisation Latino-Americaine D'Énergie



Av. Mariscal Antonio José de Sucre (Occidental)
N58-63 y Fernández Salvador
Edificio **Olade**, Sector San Carlos
Casilla 17-11-6413

Tel: (593 2) 2598-122 / 2531-674
Fax: (593 2) 2531-691

Foto portada: Petrobras