



# 2011

## SISTEMA DE INFORMACIÓN ECONÓMICA ENERGÉTICA

**Energía en cifras**

Versión No. 21 Quito, Octubre 2011

## ENERGY ECONOMIC INFORMATION SYSTEM

**Energy Statistics**

Version No. 21 Quito, October 2011

# olade

Organización Latinoamericana de Energía  
Latin American Energy Organization  
Organisation Latino-américaine d'Énergie  
Organizaçao Latino-Americana de Energia

## PRESENTACIÓN

La Organización Latinoamericana de Energía presenta las cifras más relevantes del sector energético de los 27 Países Miembros de América Latina y el Caribe. Además pone a disposición de la comunidad más de 40 años de series históricas de información estadística energética de la región, accesible por medio de su Sistema de Información Económica Energética (SIEE), publicado en nuestra página de Internet [www.olade.org](http://www.olade.org)

## PRESENTATION

The Latin American Energy Organization presents significant data on the energy sector of the 27 Member Countries of Latin America and the Caribbean. In addition, it makes available to the community more than 40 year of historical series of energy statistical information of the region, accessible from its Energy Economic Information System as published in our Internet website, [www.olade.org](http://www.olade.org)

	bep boe	tep toe	Tec tce	Tcal	TJ	10 <sup>6</sup> BTU	MWh	kg GLP kg LPG	m <sup>3</sup> Gas Nat. m <sup>3</sup> Nat. Gas	pc Gas Nat. cf Nat. Gas
bep / boe	1	0.13878	0.1982593	0.00139	0.00581	5524.86	1.61394	131.0616	167.2073	5917.1598
tep / toe	7.205649	1	1.4285868	0.01	0.04184	39810.22	11.62952	944.3839	1204.8371	42636.9763
tec / tce	5.04390	0.6999925	1	0.007	0.029288	27866.85	8.14057	661.0616	843.3769	29845.5621
Tcal	720.56490	100	142.85868	1	4.184	3981022	1162.9520	94438.388	120483.714	4263697.6
TJ	172.21914	23.900574	34.144044	0.2390057	1	951487	277.95214	22571.316	28796.2988	1019048.19
10 <sup>6</sup> BTU	0.00018	2.51E-05	3.59E-05	2.51E-07	1.05E-06	1	0.00029	0.02372	0.030265	1.07101
MWh	0.61960	0.08599	0.1228	0.00086	0.0036	3423.2	1	81.20577	103.6016	3666.2722
kg GLP/kg LPG	0.00763	0.00106	0.001513	1.06E-05	4.43E-05	42.154696	0.0123144	1	1.2758	45.1479
m <sup>3</sup> Gas Nat./ Nat. Gas	0.00598	0.00083	0.001186	8.30E-06	3.47E-05	33.041989	0.0096524	0.783827	1	35.3882
pc Gas Nat./ cf Nat. Gas	0.00017	2.35E-05	3.35E-05	2.35E-07	9.81E-07	0.9337017	0.0002728	0.0221494	0.02825803	1

\* 1bbl GLP = 0.6701 bep

\* 1bbl GLP = 0.15898 m<sup>3</sup> = 5.6143 pc

\* 1m<sup>3</sup> GLP = 552.4 kg

\* 1pc = 0.028317 m<sup>3</sup>

\* 1bbl LPG = 0.6701 boe

\* 1bbl LPG = 0.15898 m<sup>3</sup> = 5.6143 cf

\* 1m<sup>3</sup> LPG = 552.4 kg

\* 1cf = 0.028317 m<sup>3</sup>

## ABREVIATURAS / ABBREVIATIONS

bbl	barril / barrel
kbb/d	miles barriles por día / thousand barrels per day
Mbbl	millones de barriles / million of barrels
bep	Barril equivalente de petróleo
boe	Barrel oil equivalent
BTU	British thermal unit
GW	Gigavatio / Gigawatt
GWh	Gigavatio-hora / Gigawatt-hour
Habl inhab	Habitantes / inhabitants
kg	kilogramo / kilogram
kWh	kilovatio-hora / kilowatt-hour
GLP	Gas Licuado de Petróleo
LPG	Liquified Petroleum Gas
m <sup>3</sup>	Metro cúbico / Cubic meter
Mm <sup>3</sup>	Millón de metros cúbicos
Gm <sup>3</sup>	Giga metro cúbico / Giga cubic meter
MW	Megavatio / Mega watt
MWh	Megavatio-hora / Megawatt-hour
TWh	Teravatio-hora / Terawatt-hour
n/d - n/a	no disponible / not available
pc / cf	pie cúbico / cubic foot
Tcal	Teracalorías / Teracalories
tec	Tonelada equivalente de carbón
tce	Tonne of coal equivalent
tep	Tonelada equivalente de petróleo
toe	Tonne oil equivalent
TJ	Terajoule
t	tonelada métrica / metric ton
Gt	Giga tonelada / Giga tonne
PIB / GDP	Producto Interno Bruto / Gross Domestic Product
USD	Dólares de Estados Unidos / United States Dollar
CO <sup>2</sup>	Dióxido de Carbono / Carbon Dioxide
CO	Monóxido de Carbono / Carbon Monoxide
NOx	Óxido de Nitrógeno / Nitrogen Oxides
SOx	Óxido de Azufre / Sulphur Oxides
HC	Hidrocarburos / Hydrocarbons
Gg	Gigagramos / Gigagram
AL&C / LA&C	América Latina y el Caribe / Latin America and the Caribbean
MDL / CDM	Mecanismo de Desarrollo Limpio / Clean Development Mechanism

## FUENTES:

Cifras de América Latina y el Caribe:

OLADE, Sistema de Información Económica-Energética (SIEE) con base en la información proporcionada por los Países Miembros.

Cifras de otras regiones del mundo:

British Petroleum (BP)  
Comisión Económica para América Latina y el Caribe (CEPAL)  
Panel Intergubernamental de Cambio Climático (IPCC)

## SOURCES:

Figures for Latin America and the Caribbean:

OLADE, Energy-Economic Information System (SIEE) based on information provided by the Member Countries.

Figures for other world regions:

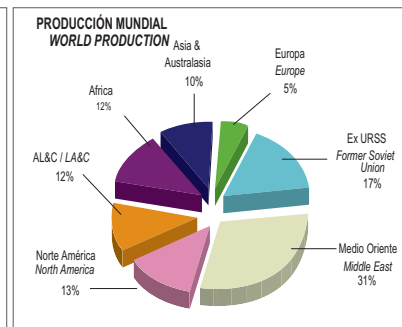
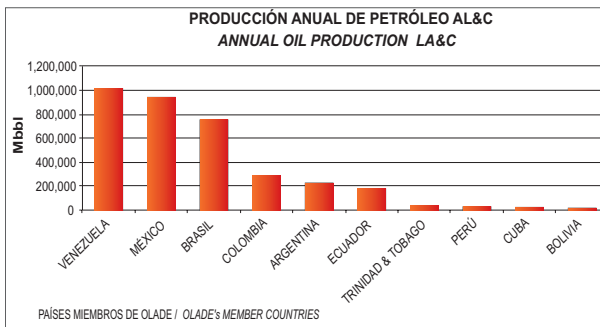
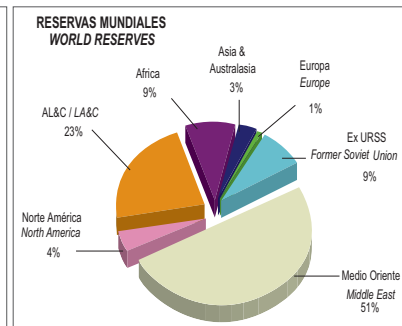
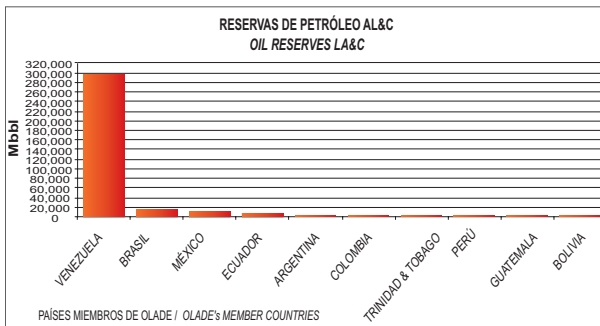
British Petroleum (BP)  
Economic Commission for Latin America and the Caribbean (ECLAC)  
Intergovernmental Panel on Climate Change (IPCC)

## CONTACTO / CONTACT

OLADE  
Avenida Mariscal Antonio José de Sucre N58-63 y Fernández Salvador,  
Edificio OLADE- Sector San Carlos  
Quito - Ecuador  
Tel. / Phones: (593-2) 2531-672/  
2293-527

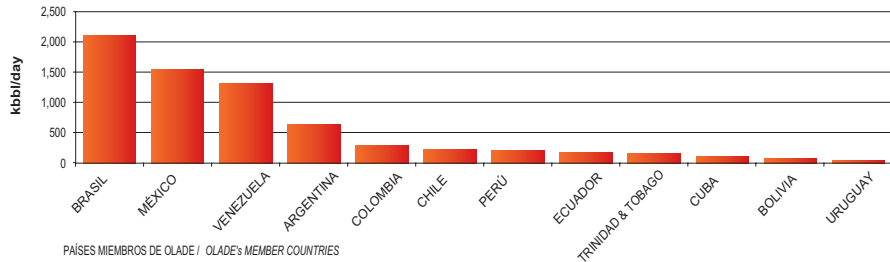
[www.olade.org](http://www.olade.org) / [siee@olade.org](mailto:siee@olade.org)

PAIS / COUNTRY	RESERVAS PROBADAS	PRODUCCIÓN	R / P
	PROVEN RESERVES	PRODUCTION	
	10(6) bbl	10(6) bbl	Years
ARGENTINA	2,286.61	225.01	10.16
BARBADOS	1.94	0.26	7.57
BELICE	14.00	1.51	9.25
BOLIVIA	209.81	15.66	13.40
BRASIL	14,246.95	752.13	18.94
CHILE	25.09	1.63	15.36
COLOMBIA	2,100.00	286.86	7.32
COSTA RICA	0.00	0.00	-
CUBA	122.30	22.30	5.48
ECUADOR	6,364.36	177.45	35.87
EL SALVADOR	0.00	0.00	-
GRENADA	0.00	0.00	-
GUATEMALA	460.84	4.36	105.63
GUYANA	0.00	0.00	-
HAÍTÍ	0.00	0.00	-
HONDURAS	0.00	0.00	-
JAMAICA	0.00	0.00	-
MÉXICO	10,209.04	940.19	10.86
NICARAGUA	0.00	0.00	-
PANAMÁ	0.00	0.00	-
PARAGUAY	0.00	0.00	-
PERÚ	582.00	27.36	21.27
REPÚBLICA DOMINICANA	0.00	0.00	-
SURINAME	94.56	5.80	16.32
TRINIDAD & TOBAGO	570.14	35.86	15.90
URUGUAY	0.00	0.00	-
VENEZUELA	296,500.00	1,013.27	292.62
<b>AL&amp;C / LA&amp;C</b>	<b>333,787.64</b>	<b>3,509.64</b>	<b>95.11</b>
Africa	132,077.12	3,685.83	35.83
Asia & Australasia	45,152.48	3,047.67	14.82
Europa / Europe	13,543.56	1,524.81	8.88
Ex URSS / Former Soviet Union	126,117.55	4,921.61	25.63
Medio Oriente / Middle East	752,530.50	9,193.72	81.85
Norte América / North America	62,944.58	3,960.03	15.89
<b>TOTAL</b>	<b>1,466,153.43</b>	<b>29,843.31</b>	<b>49.13</b>

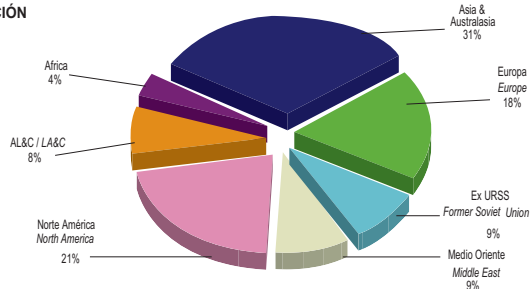


PAIS / COUNTRY	CAPACIDAD DE REFINACIÓN	EXPORTACIONES	IMPORTACIONES	CONSUMO DE PRODUCTOS DE PETRÓLEO
	REFINING CAPACITY	EXPORTS	IMPORTS	OIL PRODUCTS CONSUMPTION
	kbbbl/day	Mbbl	Mbbl	Mbbl
ARGENTINA	631	33.54	0.00	177.14
BARBADOS	0	0.26	0.00	3.56
BELICE	0	1.42	0.00	1.22
BOLIVIA	70	0.00	0.00	18.85
BRASIL	2,093	230.47	123.64	802.05
CHILE	226	0.00	62.52	118.86
COLOMBIA	295	178.85	0.00	82.12
COSTA RICA	25	0.00	3.67	17.47
CUBA	117	0.00	39.13	34.26
ECUADOR	175	124.54	0.00	81.54
EL SALVADOR	20	0.00	5.29	15.34
GRENADA	0	0.00	0.00	0.71
GUATEMALA	15	3.72	0.00	24.63
GUYANA	0	0.00	0.00	4.21
HAÍTÍ	0	0.00	0.00	5.10
HONDURAS	0	0.00	0.00	16.80
JAMAICA	35	0.00	8.37	20.46
MÉXICO	1,540	495.66	0.00	657.51
NICARAGUA	20	0.00	5.46	9.76
PANAMÁ	0	0.00	0.00	22.44
PARAGUAY	0	0.00	0.00	12.68
PERÚ	203	6.91	34.74	66.34
REPÚBLICA DOMINICANA	35	0.00	10.09	40.96
SURINAME	7	0.00	0.00	6.91
TRINIDAD & TOBAGO	160	16.58	24.94	10.34
URUGUAY	50	0.00	14.10	14.18
VENEZUELA	1,303	559.44	3.19	262.89
<b>AL&amp;C / LA&amp;C</b>	<b>7,019</b>	<b>1,651.40</b>	<b>335.16</b>	<b>2,528.34</b>
Africa	3,292			
Asia & Australasia	28,394			
Europa / Europe	16,483			
Ex URSS / Former Soviet Union	8,033			
Medio Oriente / Middle East	7,911			
Norte América / North America	19,508			
<b>TOTAL</b>	<b>90,641</b>			

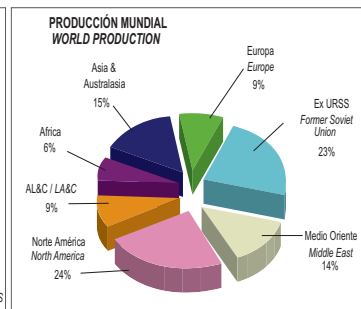
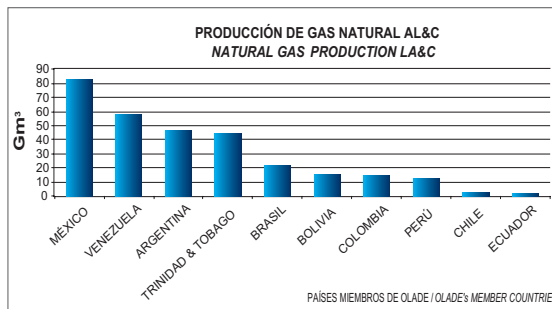
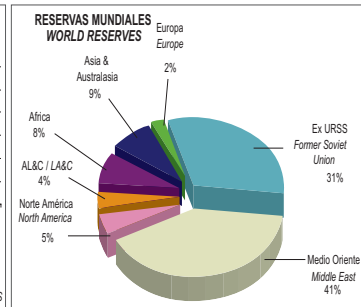
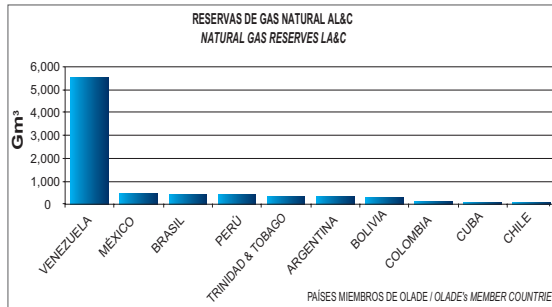
### CAPACIDAD DE REFINACIÓN AL&C REFINING CAPACITY LA&C



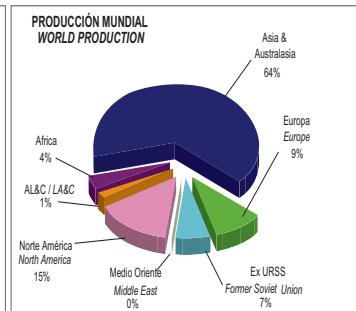
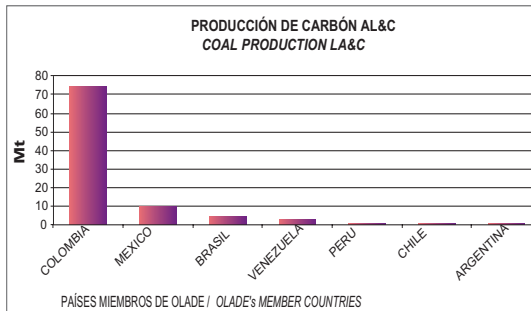
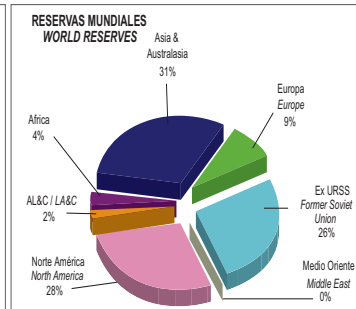
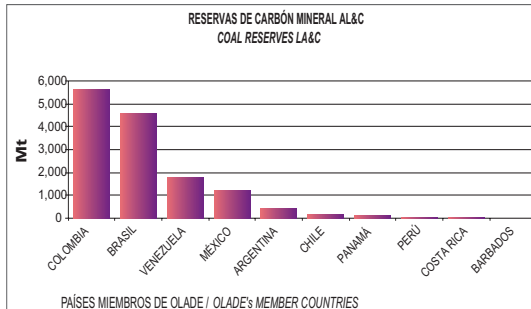
### CAPACIDAD MUNDIAL DE REFINACIÓN WORLD REFINING CAPACITY



PAIS / COUNTRY	RESERVAS PROBADAS	PRODUCCIÓN	R / P	CONSUMO
	PROVEN RESERVES	PRODUCTION		CONSUMPTION
	Gm <sup>3</sup>	Gm <sup>3</sup>	Años/ Years	Gm <sup>3</sup>
ARGENTINA	332.46	46.36	7.17	47.54
BARBADOS	0.10	0.02	5.65	0.02
BELICE	0.00	0.01	-	0.01
BOLIVIA	281.41	15.23	18.48	3.52
BRASIL	422.23	21.70	19.46	30.29
CHILE	38.91	2.21	17.61	6.25
COLOMBIA	140.00	14.72	9.51	12.44
COSTA RICA	0.00	0.00	-	0.00
CUBA	58.93	1.07	54.95	1.07
ECUADOR	4.67	1.69	2.76	0.65
EL SALVADOR	0.00	0.00	-	0.00
GRENADA	0.00	0.00	-	0.00
GUATEMALA	0.60	0.00	-	0.00
GUYANA	0.00	0.00	-	0.00
HAITI	0.00	0.00	-	0.00
HONDURAS	0.00	0.00	-	0.00
JAMAICA	0.00	0.00	-	0.00
MEXICO	489.59	82.82	5.91	91.28
NICARAGUA	0.00	0.00	-	0.00
PANAMA	0.00	0.00	-	0.00
PARAGUAY	0.00	0.00	-	0.00
PERU	352.87	12.56	28.11	7.69
REPÚBLICA DOMINICANA	0.00	0.00	-	1.45
SURINAME	0.00	0.01	-	0.00
TRINIDAD & TOBAGO	408.22	44.72	9.13	18.91
URUGUAY	0.00	0.00	-	0.09
VENEZUELA	5,524.33	57.95	95.33	57.07
<b>AL&amp;C / LA&amp;C</b>	<b>8,054.32</b>	<b>301.06</b>	<b>26.75</b>	<b>278.29</b>
Africa	14,726.79	209.02	70.46	104.95
Asia & Australasia	16,191.43	493.17	32.83	567.56
Europa / Europe	4,564.77	285.19	16.01	540.38
Ex Urss / Former Soviet Union	58,514.08	757.91	77.20	596.83
Medio Oriente / Middle East	75,802.89	460.70	164.54	365.54
Norte América / North America	9,444.05	770.83	12.25	777.21
<b>TOTAL</b>	<b>187,298.33</b>	<b>3,277.88</b>	<b>57.14</b>	<b>3,230.76</b>



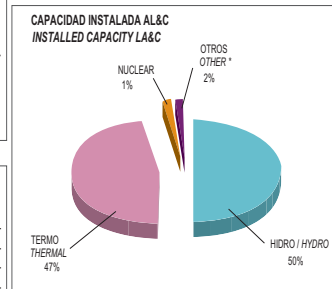
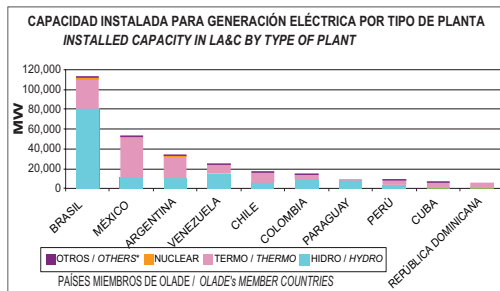
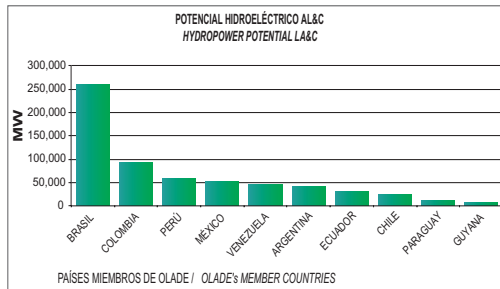
PAIS / COUNTRY	RESERVAS PROBADAS	PRODUCCIÓN	R / P	CONSUMO
	PROVEN RESERVES	PRODUCTION		CONSUMPTION
	10(6) ton	10(6) ton	Años / Years	10(6) ton
ARGENTINA	422.00	0.054	7,759.83	1.39
BARBADOS	0.00	0.00	-	0.00
BELICE	0.00	0.00	-	0.00
BOLIVIA	0.00	0.00	-	0.00
BRASIL	4,559.00	4.306	1,058.73	26.33
CHILE	147.57	0.34	432.63	6.47
COLOMBIA	5,643.05	74.35	75.90	5.54
COSTA RICA	32.80	0.00	-	0.00
CUBA	0.00	0.00	-	0.01
ECUADOR	0.00	0.00	-	0.00
EL SALVADOR	0.00	0.00	-	0.00
GRENADA	0.00	0.00	-	0.00
GUATEMALA	0.00	0.00	-	0.49
GUYANA	0.00	0.00	-	0.00
HAITI	0.00	0.00	-	0.00
HONDURAS	0.00	0.00	-	0.11
JAMAICA	0.00	0.00	-	0.05
MEXICO	1,201.03	9.98	120.40	17.64
NICARAGUA	0.00	0.00	-	0.00
PANAMA	119.00	0.00	-	0.00
PARAGUAY	0.00	0.000	-	0.00
PERU	49.29	0.37	133.43	1.31
REPÚBLICA DOMINICANA	0.00	0.00	-	0.71
SURINAME	0.00	0.00	-	0.00
TRINIDAD & TOBAGO	0.00	0.00	-	0.00
URUGUAY	0.00	0.00	-	0.00
VENEZUELA	1,770.00	2.73	648.35	0.27
<b>AL&amp;C / LA&amp;C</b>	<b>13,943.74</b>	<b>92.13</b>	<b>151.35</b>	<b>60.33</b>
Africa	31,692.00	256.85	123.39	142.99
Asia & Australasia	265,843.00	4,683.50	56.76	3,577.10
Europa / Europe	76,570.00	680.12	112.58	476.59
Ex URSS / Former Soviet Union	228,034.00	504.98	451.57	253.65
Medio Oriente / Middle East	1,203.00	1.56	771.15	13.15
Norte América / North America	243,877.00	1,052.43	231.73	821.97
<b>TOTAL</b>	<b>861,162.74</b>	<b>7,271.56</b>	<b>118.43</b>	<b>5,345.78</b>



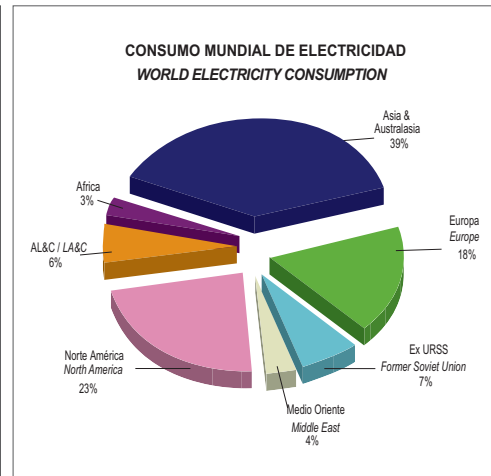
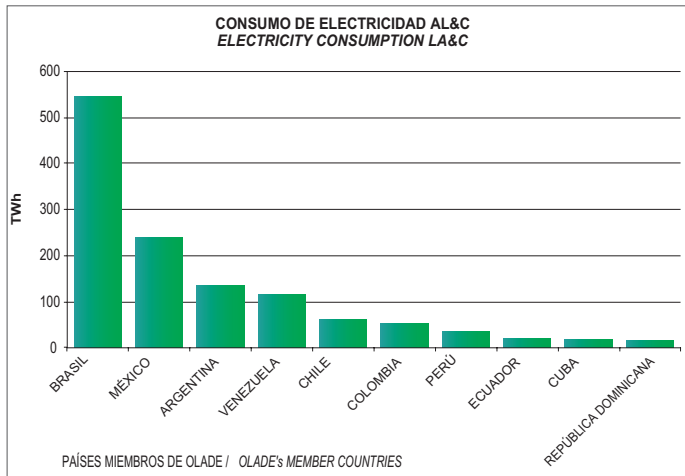
PAIS / COUNTRY	POTENCIAL HIDROELECTRICO		CAPACIDAD INSTALADA POR TIPO DE PLANTA (MW)			
	HYDROPOWER POTENTIAL		INSTALLED CAPACITY BY TYPE OF PLANT [MW]			
	MW	HIDRO / HYDRO	TERMO / THERMO	NUCLEAR	OTROS / OTHERS*	TOTAL
ARGENTINA	40,400	10,044.00	21,756.00	1,018.00	30.00	32,848.00
BARBADOS	0	0.00	257.20	0.00	0.00	257.20
BELICE	900	53.00	91.05	0.00	0.00	144.05
BOLIVIA	1,379	488.21	1,156.79	0.00	0.00	1,645.00
BRASIL	260,093	80,637.00	28,829.00	2,007.00	927.00	112,400.00
CHILE	25,156	5,481.00	10,372.70	0.00	767.10	16,620.80
COLOMBIA	93,000	9,026.39	4,459.00	0.00	83.00	13,568.39
COSTA RICA	6,633	1,554.44	905.91	0.00	492.93	2,953.28
CUBA	650	62.50	5,780.80	0.00	9.30	5,852.60
ECUADOR	30,865	2,242.41	2,897.85	0.00	2.42	5,142.68
EL SALVADOR	2,165	472.00	784.70	0.00	204.44	1,461.14
GRENADA	0	0.00	48.69	0.00	0.44	49.13
GUATEMALA	5,000	853.12	1,552.10	0.00	49.20	2,454.42
GUYANA	7,000	0.00	348.20	0.00	0.00	348.20
HAITI	207	60.80	206.50	0.00	0.00	267.30
HONDURAS	5,000	526.39	1,084.00	0.00	0.00	1,610.39
JAMAICA	80	25.40	808.20	0.00	20.70	854.30
MEXICO	53,000	11,503.23	39,027.57	1,364.88	1,049.75	52,945.43
NICARAGUA	2,000	105.30	816.80	0.00	150.50	1,072.60
PANAMA	3,282	903.90	935.80	0.00	0.00	1,839.70
PARAGUAY	12,516	8,810.00	6.10	0.00	0.00	8,816.10
PERU	58,937	3,437.61	5,174.25	0.00	0.70	8,612.56
REPÚBLICA DOMINICANA	2,095	523.20	5,168.46	0.00	0.00	5,691.66
SURINAME	2,420	189.00	221.00	0.00	0.00	410.00
TRINIDAD & TOBAGO	0	0.00	1,600.00	0.00	0.00	1,600.00
URUGUAY	1,815	1,538.00	1,030.00	0.00	124.00	2,692.00
VENEZUELA	46,000	14,623.00	9,160.00	0.00	1,055.00	24,838.00
<b>AL&amp;C / LA&amp;C</b>	<b>660,593</b>	<b>153,159.90</b>	<b>144,478.67</b>	<b>4,389.88</b>	<b>4,966.48</b>	<b>306,994.93</b>

(\*) GEOTERMICA+SOLAR+EOLICA

(\*) GEOTHERMAL + SOLAR + WIND ENERGY



PAIS / COUNTRY	CONSUMO
	CONSUMPTION
	TWh
ARGENTINA	134.19
BARBADOS	1.05
BELICE	0.57
BOLIVIA	7.07
BRASIL	544.88
CHILE	60.50
COLOMBIA	53.10
COSTA RICA	9.61
CUBA	17.40
ECUADOR	20.37
EL SALVADOR	6.06
GRENADA	0.21
GUATEMALA	9.06
GUYANA	0.76
HAITI	0.65
HONDURAS	6.74
JAMAICA	4.14
MEXICO	240.34
NICARAGUA	3.63
PANAMA	7.45
PARAGUAY	10.69
PERU	35.80
REPÚBLICA DOMINICANA	15.91
SURINAME	1.64
TRINIDAD & TOBAGO	8.49
URUGUAY	10.41
VENEZUELA	116.70
<b>AL&amp;C / LA&amp;C</b>	<b>1,327.42</b>
Africa	664.22
Asia & Australasia	8,204.63
Europa / Europe	3,809.87
Ex URSS / Former Soviet Union	1,501.87
Medio Oriente / Middle East	814.22
Norte América / North America	4,955.85
<b>TOTAL</b>	<b>21,278.09</b>





Corrección de la columna Consumo Final per Cápita / Final Consumption per Capita column corrected

PAIS / COUNTRY	POBLACIÓN	PIB	CONSUMO FINAL DE ENERGÍA	PIB PER CÁPITA	CONSUMO FINAL PER CÁPITA	INTENSIDAD ENERGÉTICA
	POPULATION	GDP		PER CAPITA GDP		ENERGY INTENSITY
	10 <sup>5</sup> hab		FINAL ENERGY CONSUMPTION		PER CAPITA FINAL CONSUMPTION	
	10 <sup>5</sup> inhab	10 <sup>6</sup> 2005 US\$	10 <sup>3</sup> bep / boe	2005 US\$ hab / inhab	bep/hab boe/inhab	bep/boe / 10 <sup>3</sup> 2005 US\$
	(A)	(B)	(C)	(B/A)	(C/A)	(C/B)
ARGENTINA	40,738	253,746.00	376,409.99	6,228.73	9.24	1.48
BARBADOS	257	3,780.40	2,272.50	14,709.73	8.84	0.60
BELICE	313	1,260.60	1,720.55	4,031.47	5.50	1.36
BOLIVIA	10,031	11,953.97	41,529.97	1,191.70	4.14	3.47
BRASIL	195,498	1,092,702.20	1,546,849.86	5,589.33	7.91	1.42
CHILE	17,133	138,703.30	185,606.28	8,095.68	10.83	1.34
COLOMBIA	46,299	183,150.00	170,935.95	3,955.81	3.69	0.93
COSTA RICA	4,639	24,759.95	26,818.01	5,337.35	5.78	1.08
CUBA	11,203	55,261.11	53,958.13	4,932.71	4.82	0.98
ECUADOR	13,773	44,021.10	75,033.35	3,196.19	5.45	1.70
EL SALVADOR	6,192	18,352.39	20,642.68	2,963.89	3.33	1.12
GRENADA	104	651.70	520.07	6,266.35	5.00	0.80
GUATEMALA	14,376	32,529.99	67,047.76	2,262.80	4.66	2.06
GUYANA	761	1,616.10	4,398.27	2,123.65	5.78	2.72
HAITI	10,089	4,324.60	15,633.18	428.65	1.55	3.61
HONDURAS	7,621	11,575.74	27,402.82	1,518.93	3.60	2.37
JAMAICA	2,730	11,075.60	16,770.88	4,057.00	6.14	1.51
MEXICO	110,675	919,686.28	873,149.68	8,309.79	7.89	0.95
NICARAGUA	5,822	5,563.40	14,835.64	955.58	2.55	2.67
PANAMA	3,508	22,978.01	23,387.80	6,550.17	6.67	1.02
PARAGUAY	6,460	9,745.56	31,289.75	1,508.60	4.84	3.21
PERU	29,495	112,100.60	105,750.60	3,800.66	3.59	0.94
REPÚBLICA DOMINICANA	9,899	47,246.64	38,785.08	4,772.87	3.92	0.82
SURINAME	524	1,672.20	6,975.57	3,191.22	13.31	4.17
TRINIDAD & TOBAGO	1,344	19,336.70	95,982.32	14,387.43	71.42	4.96
URUGUAY	3,372	23,492.74	25,877.61	6,967.00	7.67	1.10
VENEZUELA	29,043	172,850.86	419,864.01	5,951.55	14.46	2.43
<b>T O T A L</b>	<b>541,161</b>	<b>2,970,391.74</b>	<b>3,893,038.33</b>			
<b>REGIONAL AVERAGE</b>				<b>5,488.93</b>	<b>7.19</b>	<b>1.31</b>

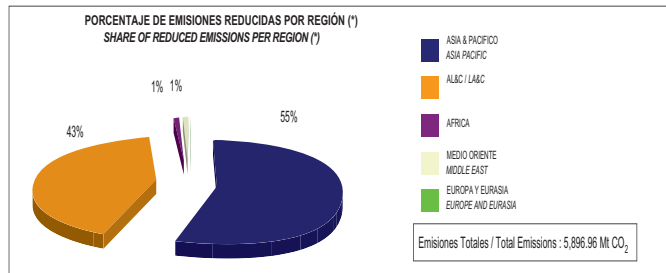
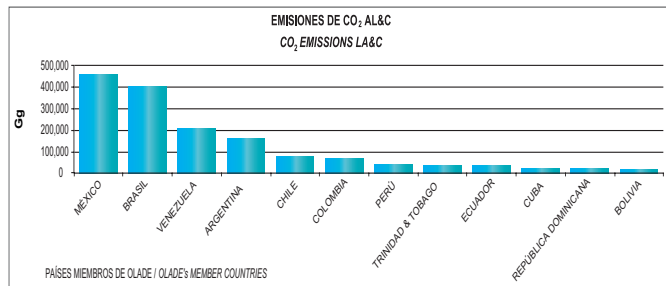
PAIS / COUNTRY	MONEDA NACIONAL (M.N.)	PARIDAD M.N./USD	COMBUSTIBLES (USD/Galón) DOMESTIC FUELS (USD/Gallon)				ELECTRICIDAD ELECTRICITY			
	NATIONAL CURRENCY (N.C.)	EXCHANGE RATE N.C./USD	GASOLINA TRANSPORTE	DIESEL OIL TRANSPORTE	KEROSENE DOMESTICO	FUEL OIL INDUSTRIA	GAS L.P. L.P.G.	US cent/kWh		
			GASOLINE TRANSPORT	DIESEL OIL TRANSPORT	HOUSEHOLD KEROSENE	FUEL OIL INDUSTRY	USD/kg	RESIDENCIAL RESIDENTIAL	COMERCIAL COMMERCIAL	INDUSTRIAL INDUSTRIAL
ARGENTINA	Pesos	3.93	4.16	3.10	3.90	1.92	0.41	1.94	5.44	3.20
BARBADOS	Barbadian Dollar	2.00	4.69	4.13	2.61	0.67	1.63	29.88	31.59	36.08
BELICE	Belize dollar	1.95	4.75	4.29	3.47	n/d	n/d	22.56	23.05	17.09
BOLIVIA	Boliviano	6.97	2.60	2.02	1.48	n/d	0.32	8.63	10.72	6.45
BRASIL	Real	1.76	5.53	4.17	n/d	1.82	1.64	23.64	20.73	18.27
CHILE	Peso Chileno	510.73	4.72	3.58	3.59	1.70	1.76	22.94	23.40	14.14
COLOMBIA	Peso Colombiano	1,925.90	4.92	3.29	2.65	1.60	0.92	16.40	19.70	17.00
COSTA RICA	Colón	531.01	4.23	3.49	3.17	2.03	1.34	13.21	16.49	12.95
CUBA	Peso Cubano	1.08	1.70	1.21	0.32	0.67	0.24	22.60	11.49	10.31
ECUADOR	Dólar	1.00	1.68	0.90	0.90	0.69	0.90	9.21	7.84	6.53
EL SALVADOR	Dólar	1.00	3.75	2.94	n/d	n/d	n/d	23.05	18.18	18.18
GRENADA	Grenadian Dollar	3.00	3.79	3.67	2.84	n/d	2.34	31.98	32.71	28.03
GUATEMALA	Quetzal	8.03	3.43	2.83	n/d	n/d	n/d	23.53	18.30	16.65
GUYANA	Guyanese Dollar	204.00	4.20	3.91	3.13	1.71	1.67	27.87	35.43	29.12
HAITI	Gourde	40.25	4.79	4.02	4.00	3.98	1.37	35.00	40.00	40.00
HONDURAS	Lempira	19.03	3.71	3.12	n/d	n/d	n/d	11.90	17.86	16.94
JAMAICA	Jamaican Dollar	87.50	3.99	4.02	n/d	2.06	1.17	31.21	26.69	24.61
MEXICO	Nuevo Peso	12.63	2.66	2.73	n/d	2.10	0.79	8.87	18.26	10.40
NICARAGUA	Córdoba de Oro	21.38	3.85	3.41	3.66	2.11	1.02	18.21	23.79	18.21
PANAMA	Balboa	1.00	3.11	2.74	n/d	n/d	1.93	16.21	18.60	17.35
PARAGUAY	Guaraní	4,740.00	4.04	3.47	n/d	n/d	1.31	7.23	7.71	4.85
PERU	Nuevo Sol	2.70	4.59	3.80	3.40	2.59	1.26	12.21	10.11	5.91
REPÚBLICA DOMINICANA	Peso Dominicano	36.82	4.32	3.61	n/d	2.61	1.03	25.60	16.96	28.16
SURINAME	Suriname Dólar	2.78	4.54	4.81	n/d	0.25	1.21	4.20	8.72	8.72
TRINIDAD & TOBAGO	Trinidad Dollar	6.37	1.96	0.89	n/d	0.00	0.36	4.69	7.49	3.59
URUGUAY	Peso Uruguayo	20.05	5.43	6.48	3.95	2.17	1.11	25.88	17.03	11.73
VENEZUELA	Bolívar	2.611.20	0.14	0.07	0.16	0.07	0.14	2.24	2.56	1.07

1 barrel=42 US gallons=158.98 liters / 1 barril=42 galones US=158.987 litros.

NOTAS: n/d no disponible

NOTES: n/a not available

PAIS / COUNTRY	DIÓXIDO DE CARBÓN	MONÓXIDO DE CARBÓN (CO)	HIDROCARBUROS	ÓXIDOS DE NITRÓGENO (NOX)	ANHÍDRIDO SULFUROSO (SOX)	PARTÍCULAS
	(CO <sub>2</sub> )	CARBON MONOXIDE	HYDROCARBONS (HC)	NITROGEN OXIDE (Nox)	SULFUR ANHYDRIDE (SOx)	
	(CO <sub>2</sub> )	(CO)				
	Gg	Gg	Gg	Gg	Gg	
ARGENTINA	162,389.21	2,175.16	626.08	1,143.26	376.43	17.48
BARBADOS	1,502.96	34.29	0.27	8.92	9.95	0.50
BELICE	497.44	18.05	0.11	3.54	0.59	0.03
BOLIVIA	14,828.31	286.06	49.74	135.65	73.07	1.55
BRASIL	400,961.79	10,406.22	943.37	3,181.40	814.01	80.54
CHILE	78,189.37	1,244.41	16.05	484.28	237.78	6.83
COLOMBIA	66,111.27	1,272.64	55.42	478.26	174.45	12.15
COSTA RICA	7,695.88	257.95	22.22	56.30	12.83	0.54
CUBA	23,230.61	186.92	8.88	102.34	201.42	5.19
ECUADOR	35,000.06	922.34	11.49	283.65	84.25	6.71
EL SALVADOR	6,582.54	153.92	28.46	34.63	25.36	0.30
GRENADA	275.38	9.46	0.07	1.55	0.42	0.02
GUATEMALA	14,270.84	353.27	7.48	90.36	52.82	4.47
GUYANA	1,743.93	49.15	0.78	18.63	6.83	0.54
HAITI	2,105.13	46.30	0.30	14.49	3.04	0.35
HONDURAS	7,459.15	180.56	2.08	49.44	36.86	1.55
JAMAICA	8,723.89	179.21	1.96	52.35	48.14	1.48
MEXICO	457,010.71	12,725.09	239.46	3,718.64	1,361.11	71.23
NICARAGUA	4,172.40	88.80	2.72	29.82	21.59	1.15
PANAMA	9,129.81	225.42	2.12	56.11	29.59	1.53
PARAGUAY	5,203.20	150.24	1.80	53.87	2.29	0.13
PERU	41,633.83	595.65	20.22	322.43	145.05	3.75
REPÚBLICA DOMINICANA	19,840.53	351.30	4.27	125.72	83.41	7.05
SURINAME	2,881.69	57.44	0.79	21.73	16.24	0.29
TRINIDAD & TOBAGO	36,036.06	198.43	4.40	216.40	206.99	3.93
URUGUAY	6,284.98	148.07	2.19	52.64	16.73	0.49
VENEZUELA	207,134.56	4,700.77	42.25	1,190.84	661.31	28.07
<b>AL&amp;C / LA&amp;C</b>	<b>1,620,895.53</b>	<b>37,017.09</b>	<b>2,094.96</b>	<b>11,927.27</b>	<b>4,702.54</b>	<b>257.83</b>



\* Proyectos registrados ante la Junta Ejecutiva del MDL hasta Agosto 2011 /  
Registered Projects in the CDM Executive Board until August 2011  
Fuentes / Sources: UNFCCC, UNEP RISOE (CD<sub>2</sub>CDM)

## País Miembros / Member Countries

Argentina

Barbados

Belice

Brasil

Bolivia

Chile

Colombia

Costa Rica

Cuba

Ecuador

El Salvador

Grenada

Guatemala

Guyana

Haití

Honduras

Jamaica

México

Nicaragua

Panamá

Paraguay

Perú

República Dominicana

Suriname

Trinidad & Tobago

Uruguay

Venezuela

## País Participante / Participant Countries

Algérie

The logo for OLADE (Latin American Energy Organization) features the word "olade" in a bold, lowercase, sans-serif font. The letters are white with a blue gradient shadow effect, set against a dark blue background.

Organización Latinoamericana de Energía  
Latin American Energy Organization  
Organisation Latino-américaine d'Énergie  
Organização Latino-Americana de Energia