

Versión N° 23 • Quito, noviembre, 2013
Version N° 23 • Quito, November, 2013

Sistema de Información Económica Energética
Energy Economic Information System

Energía en Cifras
Energy Statistics

20
13



40olade
años · years · anos · ans

Organización Latinoamericana de Energía
Latin American Energy Organization
Organisation Latino-américaine d'Énergie
Organização Latino-Americana de Energia

PRESENTACIÓN

La Organización Latinoamericana de Energía presenta las cifras más relevantes del sector energético de los 27 Países Miembros de América Latina y el Caribe. Además, pone a disposición de la comunidad más de 42 años de series históricas de información estadística energética de la Región, accesible por medio de su Sistema de Información Económica Energética (SIEE), publicado en nuestra página de Internet www.olade.org

PRESENTATION

The Latin American Energy Organization presents significant data on the Energy Sector of the 27 Member Countries of Latin America and the Caribbean. In addition, it makes available to the community more than 42 years of an historical series of energy statistical information of the Region, accessible from its Energy Economic Information System as published in our Internet website, www.olade.org

TABLA DE CONVERSIONES PARA UNIDADES ENERGÉTICAS										
CONVERSION TABLE FOR ENERGY UNITS										
	bep boe	tep toe	tec tce	Tcal	TJ	10 ³ BTU	MWh	kg GLP kg LPG	m ³ Gas Nat. m ³ Nat. Gas	pc Gas Nat. cf Nat. Gas
bep / boe	1	0.139	0.198	0.001	0.006	5524.86	1.614	131.062	167.207	5917.160
tep / toe	7.206	1	1.429	0.01	0.042	39810.22	11.630	944.384	1204.837	42636.976
tec / tce	5.044	0.700	1	0.007	0.029	27866.85	8.141	661.062	843.377	29845.562
Tcal	720.565	100	142.859	1	4.184	3981022	1162.952	94438.388	120483.714	4263697.6
TJ	172.219	23.901	34.144	0.239	1	951487	277.952	22571.316	28796.299	1019048.19
10 ³ BTU	0.000	2.51E-5	3.59E-5	2.51E-7	1.05E-6	1	0.000	0.024	0.030	1.071
MWh	0.620	0.086	0.123	0.001	0.004	3423.2	1	81.206	103.602	3666.272
kg GLP / kg LPG	0.008	0.001	0.002	1.06E-5	4.43E-5	42.155	0.012	1	1.276	45.148
m ³ Gas Nat. m ³ Nat. Gas	0.006	0.001	0.001	8.30E-6	3.47E-5	33.042	0.010	0.784	1	35.388
pc Gas Nat. cf Nat. Gas	0.000	2.35E-5	3.35E-5	2.35E-7	9.81E-7	0.934	0.000	0.022	0.028	1
* 1bbl GLP = 0.6701 Bep		* 1bbl GLP = 0.15898 tep	* 1bbl GLP = 0.15898 tec	* 1m ³ GLP = 552.4 kg				* 1 pc = 0.028317 m ³		
* 1bbl LPG = 0.6701 Boe		* 1bbl LPG = 0.15898 toe	* 1bbl LPG = 0.15898 tce	* 1m ³ LPG = 552.4 kg				* 1 cf = 0.028317 m ³		

ABREVIATURAS / ABBREVIATIONS

Mbbl	millones de barriles / million of barrels
kbb/day	miles barriles por día / thousand barrels per day
Gm ³ / Gm ³	Miles de millones de metros cúbicos / thousand million cubic metres
Mt / Mt	Millón de toneladas / thousand tons
MW	Megavatio / Mega watt
kWh	kilovatio-hora / kilowatt-hour
TWh	Teravatio-hora / Terawatt-hour
GW	Gigavatio / Gigawatt
bep / boe	barril equivalente de petróleo / barrel of oil equivalent
hab/ inhab	habitantes / inhabitants
GLP	Gas Licuado de Petróleo
LPG	Liquidated Petroleum Gas
kg	kilogramo / kilogram
CO ₂ / CO ₂	Dióxido de Carbono / Carbon Dioxide
CO / CO	Monóxido de Carbono / Carbon Monoxide
NOx / NOx	Óxido de Nitrógeno / Nitrogen Oxide
SOx / Sox	Óxido de Azufre / Sulphur Oxide
HC / HC	Hydrocarburos / Hydrocarbons
Gg / Gg	Gigagramos / Gigagram
AL&C / LA&C	América Latina y el Caribe / Latin America and the Caribbean
MDL / CDM	Mecanismo de Desarrollo Limpio / Clean Development Mechanism
n/d - n/a	no disponible / not available
PIB / GDP	Producto Interno Bruto / Gross Domestic Product
US\$	Dólares de Estados Unidos / United States Dollar

FUENTES

Cifras de América Latina y el Caribe:

OLADE, Sistema de Información Económica-Energética (SIEE) con base en la información proporcionada por los Países Miembros.

Cifras de otras regiones del mundo:

British Petroleum (BP)
Comisión Económica para América Latina y el Caribe (CEPAL)
Panel Intergubernamental de Cambio Climático (IPCC)

Figures from the Latin America and the Caribbean:

OLADE, Energy-Economic Information System (SIEE) based on information provided by the Member Countries. Intergovernmental Panel in Climate Change (IPCC)

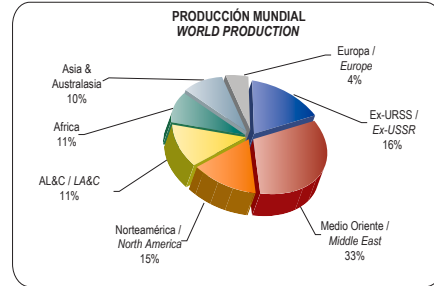
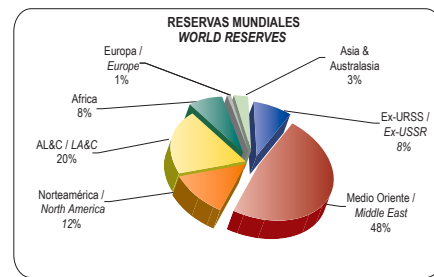
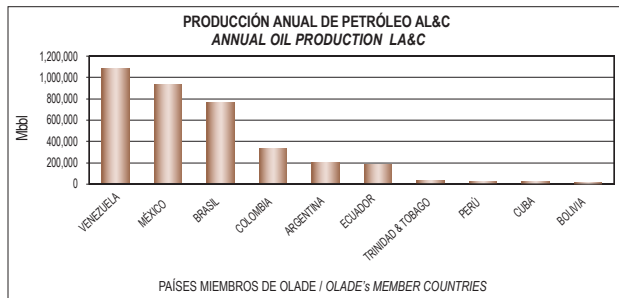
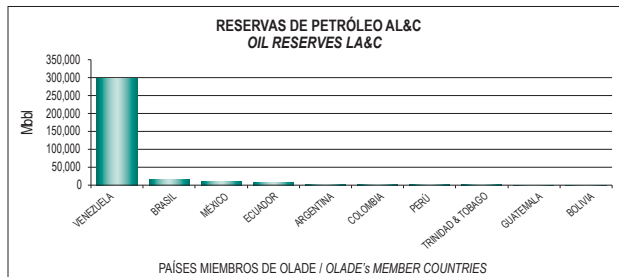
Figures from other world regions:

British Petroleum (BP)
Economic Commission for Latin America and the Caribbean (ECLAC)
Intergovernmental Panel on Climate Change (IPCC)

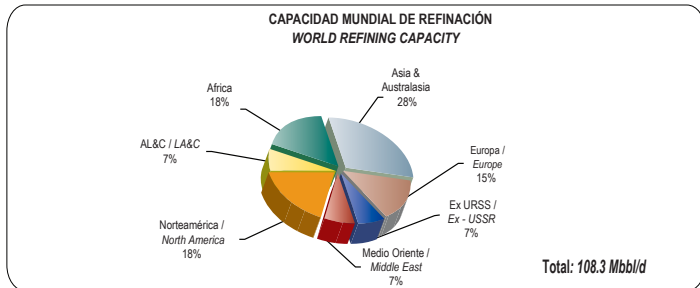
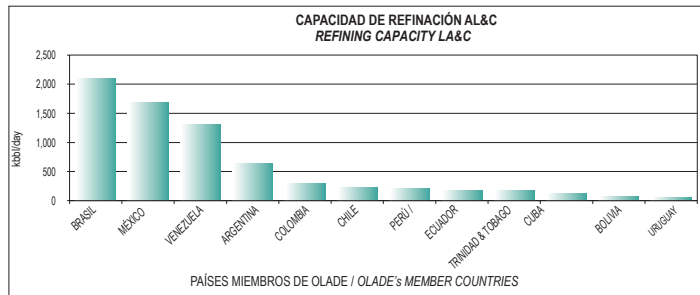
CONTACTO / CONTACT

OLADE
Avenida Mariscal Antonio José de Sucre N58-63 y Fernández Salvador,
Edificio OLADE - Sector San Carlos
Quito - Ecuador
Teléfonos / Phones:
(593-2) (593-2) 2293-527 / 2598-1222
www.olade.org / siee@olade.org

PAÍSES / COUNTRIES	RESERVAS PROBADAS PROVEN RESERVES	PRODUCCIÓN PRODUCTION	R / P
	Mbbl	Mbbl	Years
ARGENTINA	2,272.9	201.3	11.3
BARBADOS	1.3	0.3	4.9
BELIZE	11.6	1.0	11.6
BOLIVIA	169.5	18.8	9.0
BRASIL	15,320.1	756.3	20.3
CHILE	21.8	2.3	9.5
COLOMBIA	2,377.0	344.5	6.9
COSTA RICA	0.0	0.0	-
CUBA	119.4	19.4	6.2
ECUADOR	8,383.1	184.3	45.5
EL SALVADOR	0.0	0.0	-
GRENADA	0.0	0.0	-
GUATEMALA	451.7	3.9	116.5
GUYANA	0.0	0.0	-
HAITI	0.0	0.0	-
HONDURAS	0.0	0.0	-
JAMAICA	0.0	0.0	-
MÉXICO	13,810.3	932.5	14.8
NICARAGUA	0.0	0.0	-
PANAMA	0.0	0.0	-
PARAGUAY	0.0	0.0	-
PERÚ	632.9	24.4	25.9
REPÚBLICA DOMINICANA	0.0	0.0	-
SURINAME	76.7	6.1	12.6
TRINIDAD & TOBAGO	506.7	29.9	16.9
URUGUAY	0.0	0.0	-
VENEZUELA	297,735.0	1,063.0	280.1
AL & C / LA & C	341,889.9	3,587.9	95.3
Africa	130,295.1	3,446.2	37.8
Asia & Australasia	41,491.8	3,034.3	13.7
Europa / Europe	14,867.2	1,296.4	11.5
Ex - URSS / Ex - USSR	125,965.9	4,985.5	25.3
Medio Oriente / Middle East	807,684.5	10,318.5	78.3
Norteamérica / North America	208,878.1	4,615.8	45.3
TOTAL	1,671,072.5	31,284.7	53.4

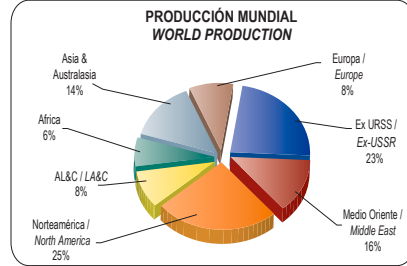
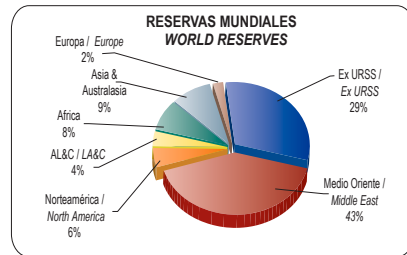
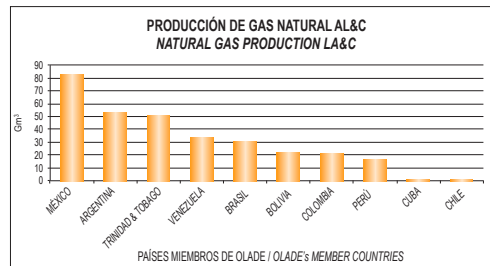
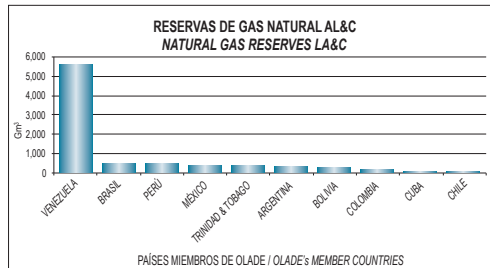


PAÍSES / COUNTRIES	CAPACIDAD DE REFINACIÓN REFINING CAPACITY kbblday	EXPORTACIONES EXPORTS Mbbbl	IMPORTACIONES IMPORTS Mbbbl	CONSUMO DE PRODUCTOS DE PETRÓLEO OIL PRODUCTS CONSUMPTION Mbbbl
ARGENTINA	645	21,89	1,56	184,40
BARBADOS	0	0,28	0,00	4,09
BELIZE	0	0,88	0,00	1,07
BOLIVIA	74	0,00	0,00	21,16
BRASIL	2,106	194,66	125,89	867,77
CHILE	226	0,00	58,81	111,43
COLOMBIA	295	203,11	0,00	100,02
COSTA RICA	0	0,47	0,00	17,85
CUBA	123	0,00	35,87	31,43
ECUADOR	175	129,52	0,00	84,94
EL SALVADOR	20	0,00	3,46	17,18
GRENADA	0	0,00	0,00	0,71
GUATEMALA	15	3,27	0,00	28,08
GUYANA	0	0,00	0,00	4,94
HAITI	0	0,00	0,00	5,91
HONDURAS	0	0,00	0,00	18,53
JAMAICA	35	0,00	8,82	17,68
MÉXICO	1,693	464,19	0,00	669,82
NICARAGUA	20	0,39	4,18	10,55
PANAMA	0	0,00	0,00	24,41
PARAGUAY	0	0,00	0,00	13,76
PERÚ	203	5,70	33,07	78,43
REPÚBLICA DOMINICANA	35	0,00	9,29	41,84
SURINAME	7	0,00	0,00	5,83
TRINIDAD & TOBAGO	170	11,24	20,95	9,52
URUGUAY	50	0,00	14,47	18,55
VENEZUELA	1,303	755,08	9,28	267,52
AL&C / LA&C	7,195	1,790,65	325,64	2,657,44



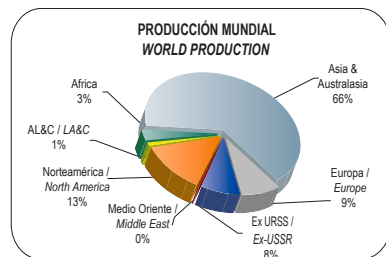
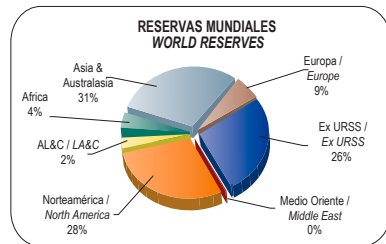
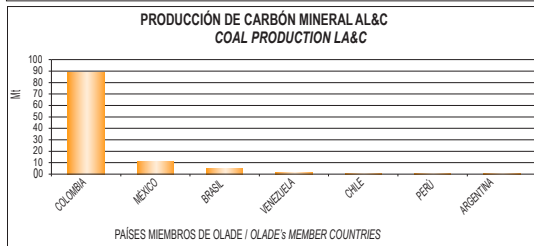
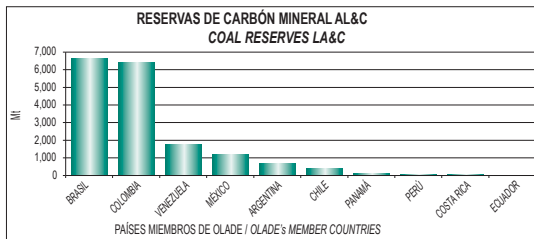
GAS NATURAL / NATURAL GAS 2012

PAÍSES / COUNTRIES	RESERVAS PROBADAS PROVEN RESERVES Gm ³	PRODUCCIÓN PRODUCTION Gm ³	R / P Años/Years	OFERTA SUPPLY Gm ³
ARGENTINA	289.69	44.12	6.57	52.13
BARBADOS	0.06	0.02	2.63	0.02
BELIZE	0.00	0.00	-	0.00
BOLIVIA	231.06	18.66	12.39	1.81
BRASIL	459.19	26.08	17.61	34.76
CHILE	37.46	1.23	30.41	5.11
COLOMBIA	161.71	14.41	11.22	11.70
COSTA RICA	0.00	0.00	-	0.00
CUBA	57.86	0.97	59.67	0.97
ECUADOR	11.95	1.54	7.76	0.90
EL SALVADOR	0.00	0.00	-	0.00
GRENADA	0.00	0.00	-	0.00
GUATEMALA	0.60	0.00	-	0.00
GUYANA	0.00	0.00	-	0.00
HATI	0.00	0.00	-	0.00
HONDURAS	0.00	0.00	-	0.00
JAMAICA	0.00	0.00	-	0.00
MEXICO	358.80	68.46	5.24	89.18
NICARAGUA	0.00	0.00	-	0.00
PANAMA	0.00	0.00	-	0.00
PARAGUAY	0.00	0.00	-	0.00
PERU	436.08	18.29	23.85	10.46
REPÚBLICA DOMINICANA	0.00	0.00	-	1.26
SURINAME	0.00	0.01	-	0.00
TRINIDAD & TOBAGO	324.11	42.73	7.59	21.21
URUGUAY	0.00	0.00	-	0.06
VENEZUELA	5,561.63	28.55	194.77	30.43
AL&C / LA&C	7,930.20	265.07	29.92	260.01
Africa	14,499.08	216.23	67.06	122.81
Asia & Australasia	15,450.63	490.21	31.52	624.95
Europa / Europe	3,918.97	267.73	14.64	498.40
Ex URSSI / Ex-USSR	54,484.68	767.67	70.97	584.89
Medio Oriente / Middle East	80,501.26	548.40	146.79	411.78
Norteamérica / North America	10,477.56	837.93	12.50	822.85
TOTAL	187,262.38	3,393.24	55.19	3,325.69



CARBÓN MINERAL / COAL 2012

PAÍSES / COUNTRIES	RESERVAS PROBADAS PROVEN RESERVES Mt	PRODUCCIÓN PRODUCTION Mt	R / P Años/ Years	OFERTA SUPPLY Mt
ARGENTINA	421.87	0.078	5,441.72	0.99
BARBADOS	0.00	0.00	-	0.00
BELIZE	0.00	0.00	-	0.00
BOLIVIA	0.00	0.00	-	0.00
BRASIL	6,623.00	5.234	1,265.49	29.03
CHILE	699.63	0.53	1,310.41	9.27
COLOMBIA	6,419.00	89.02	72.10	6.97
COSTA RICA	32.80	0.00	-	0.01
CUBA	0.00	0.00	-	0.02
ECUADOR	22.00	0.00	-	0.00
EL SALVADOR	0.00	0.00	-	0.00
GRENADA	0.00	0.00	-	0.00
GUATEMALA	0.00	0.00	-	0.50
GUYANA	0.00	0.00	-	0.00
HAITI	8.70	0.00	-	0.00
HONDURAS	0.00	0.00	-	0.16
JAMAICA	0.00	0.00	-	0.07
MÉXICO	1,186.48	11.17	106.21	18.95
NICARAGUA	0.00	0.00	-	0.00
PANAMA	119.00	0.00	-	0.32
PARAGUAY	0.00	0.000	-	0.00
PERÚ	49.00	0.20	251.28	1.04
REPÚBLICA DOMINICANA	0.00	0.00	-	0.87
SURINAME	0.00	0.00	-	0.00
TRINIDAD & TOBAGO	0.00	0.00	-	0.00
URUGUAY	0.00	0.00	-	0.00
VENEZUELA	1,766.70	1.20	1,472.25	0.29
AL&C / LA&C	17,348.18	107.43	161.48	68.50
Africa	31,692.00	264.35	119.89	146.26
Asia & Australasia	265,843.00	5,218.00	50.95	3,913.67
Europa / Europe	76,570.00	696.78	109.89	505.03
Ex URSS/ Ex-USSR	228,034.00	584.18	390.35	270.37
Medio Oriente / Middle East	1,203.00	1.17	1,024.70	14.80
Norteamérica / North America	243,877.00	988.96	246.60	689.45
TOTAL	864,567.18	7,860.88	109.98	5,608.07

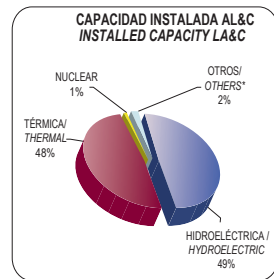
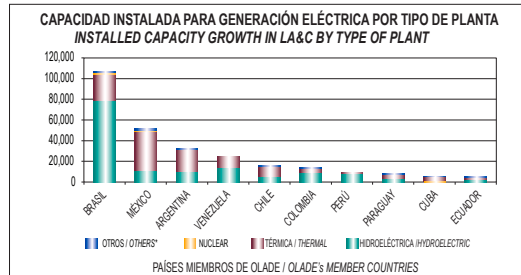
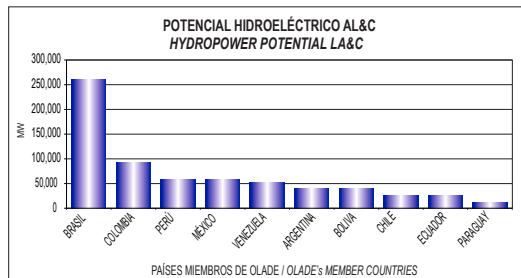


ELECTRICIDAD / ELECTRICITY 2012

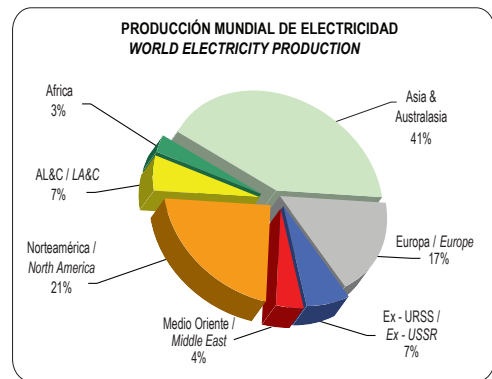
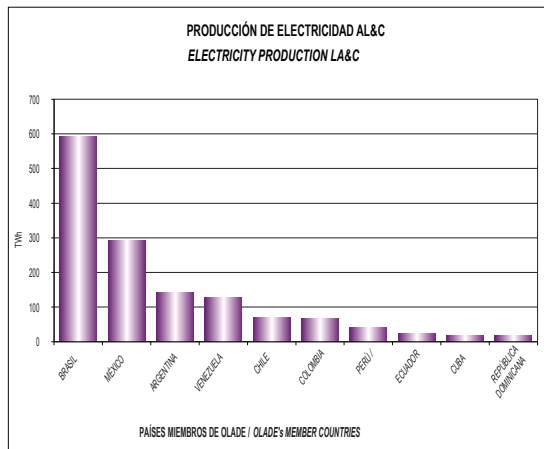
PAÍSES / COUNTRIES	POTENCIAL HIDROELÉCTRICO HYDROPOWER POTENTIAL MW	CAPACIDAD INSTALADA POR TIPO DE PLANTA (MW) INSTALLED CAPACITY BY TYPE OF PLANT [MW]				
		HIDROELÉCTRICA/ HYDROELECTRIC	TÉRMICA/ THERMAL	NUCLEAR	OTROS/ OTHERS*	TOTAL
ARGENTINA	40,400	10,052.57	23,806.94	1,018.00	145.22	35,022.73
BARBADOS	0	0.00	239.10	0.00	0.00	239.10
BELIZE	900	53.00	91.10	0.00	0.00	144.10
BOLIVIA	40,000	493.77	1,386.64	0.00	0.00	1,880.41
BRASIL	260,093	84,294.00	32,778.00	2,007.00	1,894.00	120,973.00
CHILE	25,156	5,991.80	11,957.88	0.00	204.68	18,154.36
COLOMBIA	93,000	9,818.00	4,641.70	0.00	18.00	14,477.70
COSTA RICA	6,633	1,700.30	656.30	0.00	366.55	2,723.15
CUBA	650	64.00	6,528.70	0.00	11.70	6,604.40
ECUADOR	25,150	2,236.63	2,823.85	0.00	2.48	5,062.96
EL SALVADOR	2,165	472.00	800.71	0.00	204.44	1,477.15
GRENADA	0	0.00	48.15	0.00	0.44	48.59
GUATEMALA	5,000	990.96	1,773.00	0.00	31.70	2,795.66
GUYANA	7,000	0.00	361.55	0.00	1.00	362.55
HAITI	207	60.80	206.50	0.00	0.00	267.30
HONDURAS	5,000	537.80	1,142.90	0.00	102.00	1,782.70
JAMAICA	86	22.80	840.90	0.00	41.70	905.40
MÉXICO	53,000	11,543.94	38,550.14	1,610.00	1,410.20	53,114.28
NICARAGUA	2,000	105.70	870.01	0.00	310.23	1,285.94
PANAMA	3,282	1,468.15	953.59	0.00	0.00	2,421.74
PARAGUAY	12,516	8,810.00	6.10	0.00	0.00	8,816.10
PERU	58,937	3,483.97	6,134.42	0.00	80.70	9,699.09
REPÚBLICA DOMINICANA	2,095	603.13	2,550.09	0.00	85.00	3,238.22
SURINAME	2,420	189.00	223.00	0.00	0.00	412.00
TRINIDAD & TOBAGO	0	0.00	2,098.70	0.00	0.00	2,098.70
URUGUAY	1,815	1,538.00	1,279.02	0.00	52.56	2,869.58
VENEZUELA	58,000	14,622.00	12,874.00	0.00	6.30	27,502.30
Latin America & Caribbean	705,506	159,152.32	155,622.99	4,635.00	4,968.90	324,379.21

(*) GEOTERMICA+SOLAR+EOLICA

(*) GEOTHERMAL + SOLAR + WIND ENERGY



PAÍSES / COUNTRIES	PRODUCCIÓN PRODUCTION TWh
ARGENTINA	135.93
BARBADOS	1.12
BELIZE	0.42
BOLIVIA	8.13
BRASIL	552.50
CHILE	69.73
COLOMBIA	68.53
COSTA RICA	10.16
CUBA	18.43
ECUADOR	22.85
EL SALVADOR	5.97
GRENADA	0.20
GUATEMALA	9.40
GUYANA	0.94
HAITI	1.16
HONDURAS	7.49
JAMAICA	5.62
MÉXICO	296.75
NICARAGUA	3.91
PANAMA	8.61
PARAGUAY	60.22
PERU	40.99
REPUBLICA DOMINICANA	16.97
SURINAME	1.97
TRINIDAD & TOBAGO	9.13
URUGUAY	10.60
VENEZUELA	127.61
AL&C / LA&C	1,495.36
Africa	694.87
Asia & Australasia	9,145.42
Europa / Europe	3,792.30
Ex - URSS / Ex - USSR	1,553.45
Medio Oriente / Middle East	942.19
Norteamérica / North America	4,866.32
TOTAL	22,489.92



AMÉRICA LATINA Y EL CARIBE: CONSUMO DE ENERGÍA / LATIN AMERICAN & CARIBBEAN ENERGY CONSUMPTION 2012

PAÍSES /COUNTRIES	POBLACIÓN POPULATION 10 ³ hab 10 ³ inhab (A)	PIB GDP 10 ⁶ 2005 US\$ (B)	CONSUMO FINAL DE ENERGÍA FINAL ENERGY CONSUMPTION 10 ³ bep / boe (C)	PIB PER CÁPITA PER CAPITA GDP (3) US\$ 2005 /hab 2005 US\$/inhab (B/A)	CONSUMO FINAL PER CÁPITA PER CAPITA FINAL CONSUMPTION bep/ hab boe/inhab (C/A)	INTENSIDAD ENERGÉTICA ENERGY INTENSITY (2) (3) bep / 10 ³ US\$ 2005 boe / 10 ³ US\$ 2005 (C/B)
ARGENTINA	41,067	281,499.70	389,032.12	6,854.64	9.47	1.38
BARBADOS	275	4,081.70	3,015.87	14,842.55	10.97	0.74
BELIZE	324	1,342.39	1,661.30	4,143.18	5.13	1.24
BOLIVIA	10,305	13,201.10	44,504.24	1,281.04	4.32	3.37
BRASIL	194,700	1,118,874.20	1,651,180.42	5,746.66	8.48	1.48
CHILE	17,462	164,991.40	186,095.49	9,448.60	10.66	1.13
COLOMBIA	47,761	202,921.80	186,878.58	4,248.69	3.91	0.92
COSTA RICA	4,802	27,467.30	26,689.87	5,719.97	5.56	0.97
CUBA	11,295	58,699.90	49,330.94	5,196.98	4.37	0.84
ECUADOR	14,897	55,611.50	84,789.29	3,733.07	5.69	1.52
EL SALVADOR	6,254	19,010.00	21,503.24	3,039.65	3.44	1.13
GRENADA	105	680.70	485.12	6,482.86	4.62	0.71
GUATEMALA	15,051	34,927.00	67,442.92	2,320.58	4.48	1.93
GUYANA	757	1,781.20	4,843.75	2,352.97	6.40	2.72
HAITI	10,131	4,662.20	21,201.35	460.19	2.09	4.55
HONDURAS	7,924	12,414.80	28,877.07	1,566.73	3.64	2.33
JAMAICA	2,760	11,176.60	16,729.19	4,049.49	6.06	1.50
MÉXICO	114,905	956,124.60	878,721.21	8,321.00	7.65	0.92
NICARAGUA	5,967	8,086.60	15,735.82	1,355.22	2.64	1.95
PANAMA	3,582	28,322.70	26,378.06	7,906.95	7.36	0.93
PARAGUAY	6,681	11,426.10	32,437.51	1,710.24	4.86	2.84
PERÚ	29,907	127,541.30	123,584.77	4,264.60	4.13	0.97
REPÚBLICA DOMINICANA	10,170	51,283.80	39,520.75	5,042.65	3.89	0.77
SURINAME	534	2,052.50	4,851.87	3,843.63	9.09	2.36
TRINIDAD & TOBAGO	1,351	18,904.50	97,638.21	13,992.97	72.27	5.16
URUGUAY	3,397	25,254.50	27,069.07	7,434.35	7.97	1.07
VENEZUELA	29,968	191,916.30	381,685.70	6,404.04	12.74	1.99
TOTAL	592,332	3,434,256.39	4,411,883.70			
REGIONAL AVERAGE				5,798	7.45	1.28

PRECIOS PROMEDIO 2012 / AVERAGE PRICE 2012

PAÍSES / COUNTRIES	MONEDA NACIONAL (M.N.) NATIONAL CURRENCY (N.C.)	PARIDAD M.N./USD EXCHANGE RATE N.C./USD	COMBUSTIBLES (USD/Galón) - DOMESTIC FUELS (USD/Gallon)			G.L.P. L.P.G. USD/kg	ELECTRICIDAD - ELECTRICITY		
			GASOLINA TRANSPORTE GASOLINE TRANSPORT	DIESEL TRANSPORTE OIL TRANSPORT	FUEL OIL INDUSTRIA FUEL OIL INDUSTRY		USCent/kWh		
							RESIDENCIAL RESIDENTIAL	COMERCIAL COMMERCIAL	INDUSTRIAL INDUSTRIAL
ARGENTINA	Pesos	4.55	4.65	4.47	2.72	0.16	n/d	n/d	n/d
BARBADOS	Barbadian Dollar	2.00	6.33	5.40	3.54	2.32	31.00	34.00	32.39
BELIZE	Belize dollar	1.94	5.85	5.49	n/a	0.00	18.07	23.23	17.04
BOLIVIA	Boliviano	6.96	2.05	2.02	1.52	0.44	8.16	9.18	5.78
BRASIL	Real	1.95	5.30	4.04	1.99	1.55	23.60	n/d	16.90
CHILE *	Peso Chileno	486.49	2.34	1.80	1.29	0.86	7.57	7.99	6.39
COLOMBIA	Peso Colombiano	1,795.33	5.56	4.51	2.30	1.35	19.99	15.57	21.99
COSTA RICA	Colón	508.22	5.27	4.67	2.76	1.40	14.52	17.12	13.44
CUBA *	Peso Cubano	1.00	1.70	1.21	0.67	0.24	22.60	11.49	10.31
ECUADOR	Dólar	1.00	1.68	1.17	0.02	0.90	9.49	7.35	6.38
EL SALVADOR	Dólar	1.00	4.27	4.22	n/d	1.19	26.29	20.80	20.80
GRENADA	Grenadian Dollar	2.70	5.03	4.74	n/a	2.22	31.73	32.45	27.81
GUATEMALA	Quetzal	7.83	4.45	4.01	2.98	1.12	25.00	25.00	25.00
GUYANA	Guyanese Dollar	203.32	4.11	4.05	3.52	1.88	23.81	35.55	29.21
HAITI	Gourde	41.64	4.79	3.96	2.63	1.19	28.10	37.47	36.98
HONDURAS	Lempira	19.52	4.79	4.18	n/d	1.07	14.45	24.00	20.74
JAMAICA	Jamaican Dollar	88.73	4.82	4.99	2.90	1.43	38.91	34.22	31.71
MÉXICO	Nuevo Peso	13.11	3.04	3.04	2.69	0.86	9.06	22.25	11.52
NICARAGUA	Córdoba de Oro	23.55	4.90	4.44	n/d	1.01	23.00	28.00	23.07
PANAMA	Balboa	1.00	4.28	3.80	n/d	0.52	16.26	18.03	16.85
PARAGUAY	Guarani	4,431.33	7.09	4.93	n/d	1.82	7.74	8.25	5.19
PERÚ	Nuevo Sol	2.64	6.53	5.10	n/d	1.36	12.21	10.11	5.91
REPÚBLICA DOMINICANA *	Peso Dominicano	39.37	5.87	5.01	3.54	1.17	39.40	44.27	25.84
SURINAME	Suriname Dólar	3.35	5.60	5.46	2.39	1.15	6.54	7.46	7.46
TRINIDAD & TOBAGO	Trinidad Dollar	6.40	2.62	0.89	2.35	0.36	4.67	7.46	3.58
URUGUAY*	Peso Uruguayo	20.31	7.20	4.36	2.78	1.42	29.12	18.62	13.25
VENEZUELA*	Bolívar	4.30	0.09	0.04	0.05	n/d	2.24	2.56	1.07

NOTAS: n/d no disponible

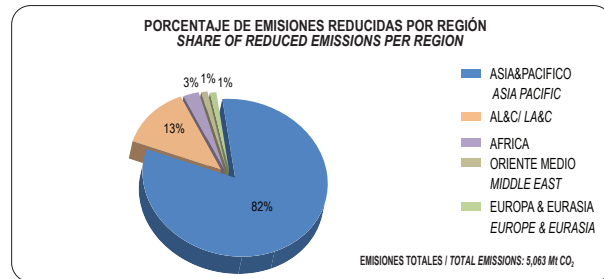
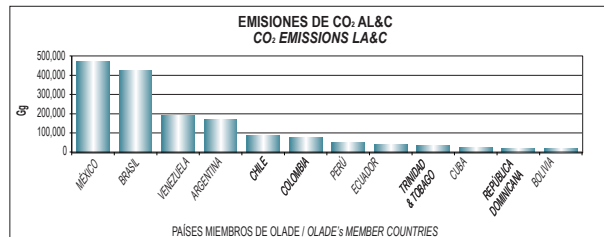
* datos preliminares

NOTES: n/d not available

* preliminary data

EMISIONES / EMISSIONS 2012

PAÍSES / COUNTRIES	DIÓXIDO DE CARBÓN (CO ₂) CARBON DIOXIDE (CO ₂) Gg	MONÓXIDO DE CARBÓN (CO) CARBON MONOXIDE (CO) Gg	HIDROCARBUROS HYDROCARBONS (HC) Gg	ÓXIDOS DE NITRÓGENO (NO _x) NITROGEN OXIDE (NO _x) Gg	ANHÍDRIDO SULFUROSO (SO ₂) SULFUR ANHYDRIDE (SO ₂) Gg	PARTÍCULAS PARTICLES Gg
ARGENTINA	169.484,47	2.121,10	1.351,69	1.229,55	380,19	17,15
BARBADOS	1.741,92	33,21	0,64	9,55	8,84	0,43
BELIZE	444,28	16,54	0,09	3,34	0,47	0,02
BOLIVIA	16.789,40	333,57	19,79	162,24	89,76	1,84
BRASIL	426.639,28	11.903,20	571,30	3.601,78	857,13	85,63
CHILE	86.519,48	1.265,37	119,30	779,87	285,19	10,11
COLOMBIA	77.223,86	1.162,94	48,80	521,14	155,91	14,09
COSTA RICA	8.094,82	274,04	26,24	57,98	16,83	0,68
CUBA	22.785,43	271,96	11,26	103,42	185,06	5,20
ECUADOR	37.583,28	1.044,31	11,02	289,16	99,50	7,10
EL SALVADOR	7.168,33	175,41	20,26	43,88	28,36	0,54
GRENADA	278,57	8,49	0,06	1,56	0,47	0,02
GUATEMALA	13.387,62	344,99	7,02	88,61	55,95	1,69
GUYANA	2.052,68	52,85	0,57	22,15	7,29	0,68
HAITI	2.227,27	56,39	3,78	15,73	4,98	0,41
HONDURAS	8.336,11	194,22	2,22	55,47	42,16	1,78
JAMAICA	7.532,29	163,05	4,26	49,00	43,40	1,85
MÉXICO	470.170,09	12.208,56	239,67	2.940,84	1.449,41	71,04
NICARAGUA	4.390,36	97,54	4,18	31,93	21,79	1,16
PANAMA	10.558,71	252,24	2,69	61,86	34,30	1,57
PARAGUAY	5.630,70	170,39	2,02	56,70	3,60	0,15
PERÚ	49.750,82	693,48	25,32	392,54	170,20	4,58
REPÚBLICA DOMINICANA	20.265,00	301,92	4,19	123,63	82,90	6,90
SURINAME	2.443,36	60,61	1,73	31,95	8,28	1,29
TRINIDAD & TOBAGO	36.368,78	215,67	417,42	207,96	197,63	3,61
URUGUAY	8.214,62	183,38	3,64	61,07	28,82	1,08
VENEZUELA	188.229,52	4.895,58	40,57	1.011,64	505,47	25,63
AL&C / LA&C	1.684.311,03	38.501,01	2.939,75	11.954,55	4.763,90	266,22



* Proyectos registrados ante la Junta Ejecutiva del MDL hasta Noviembre 2013. / Registered Projects in the CDM Executive Board until November 2013

FUENTES / SOURCES: UNFCCC, UNEP RISOE (CD4CDM)

PAÍSES MIEMBROS Y SUBREGIONES *MEMBER COUNTRIES AND SUBREGIONS*

AMÉRICA DEL SUR *SOUTH AMERICA*

Argentina
Bolivia, Estado Plurinacional
Brasil
Chile
Colombia
Ecuador
Paraguay
Perú
Uruguay
Venezuela, República Bolivariana

AMÉRICA CENTRAL Y MÉXICO *CENTRAL AMERICA AND MEXICO*

Belize
Costa Rica
El Salvador
Guatemala
Honduras
Nicaragua
Panamá
México

CARIBE *CARIBBEAN*

Barbados
Cuba
Grenada
Guyana
Haïti
Jamaica
Trinidad & Tobago
República Dominicana
Suriname

PAÍS PARTICIPANTE *PARTICIPANT COUNTRY*

Algérie

Av. Mariscal Antonio José de Sucre
N58-63 y Fernández Salvador
Edificio **Olade**, Sector San Carlos
Casilla 17-11-6413
Quito - Ecuador

Telf. (593.2) 2531 672 / 229 3527
Fax (593.2) 2531 691

siee@olade.org

www.olade.org